

Critical Messages

None

Electronic Filing

None

Informational Messages

- Form 990, Part X, line 27 end of year unrestricted net asset balance is calculated
- Verify that any cash contributions from special events reported in the Direct folder that are subject to Schedule B reporting requirements have been entered in View > Contributor/Officer > Contributor Information
- Verify that any noncash contributions from special events reported in the Direct folder that are subject to Schedule B reporting requirements have been entered in View > Contributor/Officer > Contributor Information

Missing Data

	Prior Year Data
Functional Expenses	
<input type="checkbox"/> M/G other fees	70
Income, Analysis of Activities, Additional Information	
<input type="checkbox"/> Direct public support-noncash	25,806
Extensions	
<input type="checkbox"/> Extended due date 1st ext	5/15/15
Electronic Filing	
<input type="checkbox"/> Extension signature date	2/02/15
<input type="checkbox"/> PIN authorization indicator	2
<input type="checkbox"/> Taxpayer PIN ext	59321
<input type="checkbox"/> ERO's PIN ext	33630

Forms 990 / 990-EZ Return Summary

For calendar year 2014, or tax year beginning **10/01/14** , and ending **09/30/15**

59-3212078

Angelwood, Inc.

Net Asset / Fund Balance at Beginning of Year		<u>1,100,205</u>
Revenue		
Contributions	<u>528,471</u>	
Program service revenue	<u>2,653,713</u>	
Investment income	<u> </u>	
Capital gain / loss	<u> </u>	
Fundraising / Gaming:		
Gross revenue	<u> </u>	
Direct expenses	<u>110</u>	
Net income	<u>-110</u>	
Other income	<u>0</u>	
Total revenue		<u>3,182,074</u>
Expenses		
Program services	<u>2,679,241</u>	
Management and general	<u>218,712</u>	
Fundraising	<u>185,235</u>	
Total expenses		<u>3,083,188</u>
Excess / (deficit)		<u>98,886</u>
Changes		<u>-544</u>
Net Asset / Fund Balance at End of Year		<u><u>1,198,547</u></u>

Reconciliation of Revenue

Total revenue per financial statements	<u>3,182,074</u>
Less:	
Unrealized gains	<u> </u>
Donated services	<u> </u>
Recoveries	<u> </u>
Other	<u> </u>
Plus:	
Investment expenses	<u> </u>
Other	<u> </u>
Total revenue per return	<u><u>3,182,074</u></u>

Reconciliation of Expenses

Total expenses per financial statements	<u>3,083,732</u>
Less:	
Donated services	<u> </u>
Prior year adjustments	<u> </u>
Losses	<u> </u>
Other	<u> </u>
Plus:	
Investment expenses	<u> </u>
Other	<u> </u>
Total expenses per return	<u><u>3,083,188</u></u>

		Balance Sheet		
		Beginning	Ending	Differences
Assets		<u>2,151,517</u>	<u>2,254,636</u>	
Liabilities		<u>1,051,312</u>	<u>1,056,089</u>	
Net assets		<u><u>1,100,205</u></u>	<u><u>1,198,547</u></u>	<u>98,342</u>

Miscellaneous Information

Amended return _____
 Return / extended due date **02/16/16**
 Failure to file penalty _____

Filing Instructions

Angelwood, Inc.

Form 2848 - Power of Attorney and Declaration of Representative

Date Due: AS SOON AS POSSIBLE

Mail To: Internal Revenue Service
PO Box 268, Stop 8423
Memphis, TN 38101-0268

Signature: The return should be signed and dated by an officer representing the organization.

Other: Initial and date the copy, and retain it for your records.

Form **2848**
(Rev. July 2014)
Department of the Treasury
Internal Revenue Service

Power of Attorney and Declaration of Representative

Information about Form 2848 and its instructions is at www.irs.gov/form2848.

OMB No. 1545-0150

For IRS Use Only

Received by:

Name _____
Telephone _____
Function _____
Date / /

Part I Power of Attorney

Caution: A separate Form 2848 must be completed for each taxpayer. Form 2848 will not be honored for any purpose other than representation before the IRS.

1 Taxpayer information. Taxpayer must sign and date this form on page 2, line 7.

Taxpayer name and address		Taxpayer identification number(s)	
Angelwood, Inc. 4674-2 Hood Road Jacksonville FL 32257		59-3212078	
		Daytime telephone number	Plan number (if applicable)
		904-288-7259	

hereby appoints the following representative(s) as attorney(s)-in-fact:

2 Representative(s) must sign and date this form on page 2, Part II.

Name and address	CAF No. 0302-70476R
9471 Baymeadows Rd., Suite 308 Jacksonville FL 32256	PTIN _____
<input type="checkbox"/> Check if to be sent copies of notices and communications	Telephone No. 904-448-5005
	Fax No. 904-448-9354
	Check if new: Address <input type="checkbox"/> Telephone No. <input type="checkbox"/> Fax No. <input type="checkbox"/>
Name and address	CAF No. 0308-22558R
9471 Baymeadows Rd., Suite 308 Jacksonville FL 32256	PTIN _____
<input type="checkbox"/> Check if to be sent copies of notices and communications	Telephone No. 904-448-5005
	Fax No. 904-448-9354
	Check if new: Address <input type="checkbox"/> Telephone No. <input type="checkbox"/> Fax No. <input type="checkbox"/>
Name and address	CAF No. 6505-96791R
9471 Baymeadows Rd., Suite 308 Jacksonville FL 32256	PTIN _____
<input type="checkbox"/> Check if to be sent copies of notices and communications	Telephone No. 904-448-5005
	Fax No. 904-448-9354
	Check if new: Address <input type="checkbox"/> Telephone No. <input type="checkbox"/> Fax No. <input type="checkbox"/>
Name and address	CAF No. _____
	PTIN _____
	Telephone No. _____
	Fax No. _____
	Check if new: Address <input type="checkbox"/> Telephone No. <input type="checkbox"/> Fax No. <input type="checkbox"/>

to represent the taxpayer before the Internal Revenue Service and perform the following acts:

3 Acts authorized (you are required to complete this line 3). With the exception of the acts described in line 5b, I authorize my representative(s) to receive and inspect my confidential tax information and to perform acts that I can perform with respect to the tax matters described below. For example, my representative(s) shall have the authority to sign any agreements, consents, or similar documents (see instructions for line 5a for authorizing a representative to sign a return).

Description of Matter (Income, Employment, Payroll, Excise, Estate, Gift, Whistleblower, Practitioner Discipline, PLR, FOIA, Civil Penalty, Sec. 5000A Shared Responsibility Payment, Sec. 4980H Shared Responsibility Payment, etc.) (see instructions)	Tax Form Number (1040, 941, 720, etc.) (if applicable)	Year(s) or Period(s) (if applicable) (see instructions)

4 Specific use not recorded on Centralized Authorization File (CAF). If the power of attorney is for a specific use not recorded on CAF, check this box. See the instructions for **Line 4. Specific Use Not Recorded on CAF**.

5a Additional acts authorized. In addition to the acts listed on line 3 above, I authorize my representative(s) to perform the following acts (see instructions for line 5a for more information):

Authorize disclosure to third parties; Substitute or add representative(s); Sign a return; _____

Other acts authorized: _____

b Specific acts not authorized. My representative(s) is (are) not authorized to endorse or otherwise negotiate any check (including directing or accepting payment by any means, electronic or otherwise, into an account owned or controlled by the representative(s) or any firm or other entity with whom the representative(s) is (are) associated) issued by the government in respect of a federal tax liability.
List any specific deletions to the acts otherwise authorized in this power of attorney (see instructions for line 5b):

6 Retention/revocation of prior power(s) of attorney. The filing of this power of attorney automatically revokes all earlier power(s) of attorney on file with the Internal Revenue Service for the same tax matters and years or periods covered by this document. If you **do not** want to revoke a prior power of attorney, check here



YOU MUST ATTACH A COPY OF ANY POWER OF ATTORNEY YOU WANT TO REMAIN IN EFFECT.

7 Signature of taxpayer. If a tax matter concerns a year in which a joint return was filed, each spouse must file a separate power of attorney even if they are appointing the same representative(s). If signed by a corporate officer, partner, guardian, tax matters partner, executor, receiver, administrator, or trustee on behalf of the taxpayer, I certify that I have the authority to execute this form on behalf of the taxpayer.

IF NOT COMPLETED, SIGNED, AND DATED, THE IRS WILL RETURN THIS POWER OF ATTORNEY TO THE TAXPAYER.

Signature

Date

Title (if applicable)

Angelwood, Inc.

Print Name

Print name of taxpayer from line 1 if other than individual

Part II Declaration of Representative

Under penalties of perjury, by my signature below I declare that:

- I am not currently suspended or disbarred from practice before the Internal Revenue Service;
- I am subject to regulations contained in Circular 230 (31 CFR, Subtitle A, Part 10), as amended, governing practice before the Internal Revenue Service;
- I am authorized to represent the taxpayer identified in Part I for the matter(s) specified there; and
- I am one of the following:
 - a Attorney—a member in good standing of the bar of the highest court of the jurisdiction shown below.
 - b Certified Public Accountant—duly qualified to practice as a certified public accountant in the jurisdiction shown below.
 - c Enrolled Agent—enrolled as an agent by the Internal Revenue Service per the requirements of Circular 230.
 - d Officer—a bona fide officer of the taxpayer organization.
 - e Full-Time Employee—a full-time employee of the taxpayer.
 - f Family Member—a member of the taxpayer’s immediate family (for example, spouse, parent, child, grandparent, grandchild, step-parent, step-child, brother, or sister).
 - g Enrolled Actuary—enrolled as an actuary by the Joint Board for the Enrollment of Actuaries under 29 U.S.C. 1242 (the authority to practice before the Internal Revenue Service is limited by section 10.3(d) of Circular 230).
 - h Unenrolled Return Preparer—Your authority to practice before the Internal Revenue Service is limited. You must have been eligible to sign the return under examination and have prepared and signed the return. **See Notice 2011-6 and Special rules for registered tax return preparers and unenrolled return preparers in the instructions (PTIN required for designation h).**
 - i Registered Tax Return Preparer—registered as a tax return preparer under the requirements of section 10.4 of Circular 230. Your authority to practice before the Internal Revenue Service is limited. You must have been eligible to sign the return under examination and have prepared and signed the return. **See Notice 2011-6 and Special rules for registered tax return preparers and unenrolled return preparers in the instructions (PTIN required for designation i).**
 - k Student Attorney or CPA—receives permission to represent taxpayers before the IRS by virtue of his/her status as a law, business, or accounting student working in an LITC or STCP. See instructions for Part II for additional information and requirements.
 - r Enrolled Retirement Plan Agent—enrolled as a retirement plan agent under the requirements of Circular 230 (the authority to practice before the Internal Revenue Service is limited by section 10.3(e)).

IF THIS DECLARATION OF REPRESENTATIVE IS NOT COMPLETED, SIGNED, AND DATED, THE IRS WILL RETURN THE POWER OF ATTORNEY. REPRESENTATIVES MUST SIGN IN THE ORDER LISTED IN PART I, LINE 2. See the instructions for Part II.

Note. For designations d-f, enter your title, position, or relationship to the taxpayer in the "Licensing jurisdiction" column. See the instructions for Part II for more information.

Designation — Insert above letter (a-r)	Licensing jurisdiction (state) or other licensing authority (if applicable)	Bar, license, certification, registration, or enrollment number (if applicable). See instructions for Part II for more information.	Signature	Date
b	FL			02/01/16
b	FL			02/01/16
b	OH, FL			02/01/16

Pleiman & Company P.A.
4141 SouthPoint Dr. E. Ste B
Jacksonville, FL 32216
904-448-5005

February 1, 2016

CONFIDENTIAL

Angelwood, Inc.
4674-2 Hood Road
Jacksonville, FL 32257

Dear Diane Tuttle:

We have prepared the following returns from information provided by you without verification or audit.

Return of Organization Exempt From Income Tax (Form 990)

We suggest that you examine these returns carefully to fully acquaint yourself with all items contained therein to ensure that there are no omissions or misstatements. Attached are instructions for signing and filing each return. Please follow those instructions carefully.

Enclosed is any material you furnished for use in preparing the returns. If the returns are examined, requests may be made for supporting documentation. Therefore, we recommend that you retain all pertinent records for at least seven years.

In order that we may properly advise you of tax considerations, please keep us informed of any significant changes in your financial affairs or of any correspondence received from taxing authorities.

If you have any questions, or if we can be of assistance in any way, please call.

Sincerely,

Pleiman & Company P.A.

Pleiman & Company P.A.
4141 SouthPoint Dr. E. Ste B
Jacksonville, FL 32216
904-448-5005

February 1, 2016

CONFIDENTIAL

Angelwood, Inc.
4674-2 Hood Road
Jacksonville, FL 32257

For professional services rendered in connection with the preparation of the following tax forms
for year ending 9/30/15.

Amount due \$ 0.00

Filing Instructions

Angelwood, Inc.

Exempt Organization Tax Return

Taxable Year Ended September 30, 2015

Date Due: February 16, 2016

Remittance: None is required. Your Form 990 for the tax year ended 9/30/15 shows no balance due.

Signature: You are using a Personal Identification Number (PIN) for signing your return electronically. Sign the IRS e-file Authorization and mail it as soon as possible to:

Pleiman & Company P.A.
4141 SouthPoint Dr. E. Ste B
Jacksonville, FL 32216

Other: Initial and date the copies of the IRS e-file Signature Authorization and the Form 990. Retain them for your records. If previously signed and returned no further action is required for Form 8879-EO.

Your return is being filed electronically with the IRS and is not required to be mailed. Mailing a paper copy of your return to the IRS will delay the processing of your return.

Form **8879-EO**

**IRS e-file Signature Authorization
for an Exempt Organization**

OMB No. 1545-1878

For calendar year 2014, or fiscal year beginning 10/01, 2014, and ending 9/30, 20 15

2014

Department of the Treasury
Internal Revenue Service

u Do not send to the IRS. Keep for your records.
u Information about Form 8879-EO and its instructions is at www.irs.gov/form8879eo.

Name of exempt organization

Employer identification number

Angelwood, Inc.

59-3212078

Name and title of officer

**DIANE TUTTLE
EXECUTIVE DIRECTOR**

Part I Type of Return and Return Information (Whole Dollars Only)

Check the box for the return for which you are using this Form 8879-EO and enter the applicable amount, if any, from the return. If you check the box on line **1a**, **2a**, **3a**, **4a**, or **5a**, below, and the amount on that line for the return being filed with this form was blank, then leave line **1b**, **2b**, **3b**, **4b**, or **5b**, whichever is applicable, blank (do not enter -0-). But, if you entered -0- on the return, then enter -0- on the applicable line below. **Do not** complete more than 1 line in Part I.

1a Form 990 check here	<input checked="" type="checkbox"/>	b Total revenue , if any (Form 990, Part VIII, column (A), line 12)	1b	3,182,074
2a Form 990-EZ check here	<input type="checkbox"/>	b Total revenue , if any (Form 990-EZ, line 9)	2b	
3a Form 1120-POL check here	<input type="checkbox"/>	b Total tax (Form 1120-POL, line 22)	3b	
4a Form 990-PF check here	<input type="checkbox"/>	b Tax based on investment income (Form 990-PF, Part VI, line 5)	4b	
5a Form 8868 check here	<input type="checkbox"/>	b Balance Due (Form 8868, Part I, line 3c or Part II, line 8c)	5b	

Part II Declaration and Signature Authorization of Officer

Under penalties of perjury, I declare that I am an officer of the above organization and that I have examined a copy of the organization's 2014 electronic return and accompanying schedules and statements and to the best of my knowledge and belief, they are true, correct, and complete. I further declare that the amount in Part I above is the amount shown on the copy of the organization's electronic return. I consent to allow my intermediate service provider, transmitter, or electronic return originator (ERO) to send the organization's return to the IRS and to receive from the IRS (a) an acknowledgement of receipt or reason for rejection of the transmission, (b) the reason for any delay in processing the return or refund, and (c) the date of any refund. If applicable, I authorize the U.S. Treasury and its designated Financial Agent to initiate an electronic funds withdrawal (direct debit) entry to the financial institution account indicated in the tax preparation software for payment of the organization's federal taxes owed on this return, and the financial institution to debit the entry to this account. To revoke a payment, I must contact the U.S. Treasury Financial Agent at 1-888-353-4537 no later than 2 business days prior to the payment (settlement) date. I also authorize the financial institutions involved in the processing of the electronic payment of taxes to receive confidential information necessary to answer inquiries and resolve issues related to the payment. I have selected a personal identification number (PIN) as my signature for the organization's electronic return and, if applicable, the organization's consent to electronic funds withdrawal.

Officer's PIN: check one box only

I authorize **Pleiman & Company P.A.** to enter my PIN **59321** as my signature
ERO firm name Enter five numbers, but do not enter all zeros

on the organization's tax year 2014 electronically filed return. If I have indicated within this return that a copy of the return is being filed with a state agency(ies) regulating charities as part of the IRS Fed/State program, I also authorize the aforementioned ERO to enter my PIN on the return's disclosure consent screen.

As an officer of the organization, I will enter my PIN as my signature on the organization's tax year 2014 electronically filed return. If I have indicated within this return that a copy of the return is being filed with a state agency(ies) regulating charities as part of the IRS Fed/State program, I will enter my PIN on the return's disclosure consent screen.

Officer's signature }

Date } **02/01/16**

Part III Certification and Authentication

ERO's EFIN/PIN. Enter your six-digit electronic filing identification number (EFIN) followed by your five-digit self-selected PIN.

59805733630
do not enter all zeros

I certify that the above numeric entry is my PIN, which is my signature on the 2014 electronically filed return for the organization indicated above. I confirm that I am submitting this return in accordance with the requirements of **Pub. 4163**, Modernized e-File (MeF) Information for Authorized IRS e-file Providers for Business Returns.

ERO's signature }

Date } **02/01/16**

**ERO Must Retain This Form—See Instructions
Do Not Submit This Form To the IRS Unless Requested To Do So**

For Paperwork Reduction Act Notice, see back of form.

Form **8879-EO** (2014)

Form **990**

Department of the Treasury
Internal Revenue Service

Return of Organization Exempt From Income Tax
Under section 501(c), 527, or 4947(a)(1) of the Internal Revenue Code (except private foundations)

Do not enter social security numbers on this form as it may be made public.
Information about Form 990 and its instructions is at www.irs.gov/form990.

OMB No. 1545-0047

2014
Open to Public Inspection

A For the 2014 calendar year, or tax year beginning 10/01/14, and ending 09/30/15

B Check if applicable: <input type="checkbox"/> Address change <input type="checkbox"/> Name change <input type="checkbox"/> Initial return <input type="checkbox"/> Final return/terminated <input type="checkbox"/> Amended return <input type="checkbox"/> Application pending	C Name of organization <p style="text-align: center;">Angelwood, Inc.</p> Doing business as Number and street (or P.O. box if mail is not delivered to street address) Room/suite <p>4674-2 Hood Road</p> City or town, state or province, country, and ZIP or foreign postal code <p>Jacksonville FL 32257</p>	D Employer identification number <p style="text-align: center;">59-3212078</p> E Telephone number <p style="text-align: center;">904-288-7259</p> G Gross receipts \$ 3,182,184
F Name and address of principal officer:		H(a) Is this a group return for subordinates? <input type="checkbox"/> Yes <input checked="" type="checkbox"/> No H(b) Are all subordinates included? <input type="checkbox"/> Yes <input type="checkbox"/> No If "No," attach a list. (see instructions)

I Tax-exempt status: <input checked="" type="checkbox"/> 501(c)(3) <input type="checkbox"/> 501(c) () t (insert no.) <input type="checkbox"/> 4947(a)(1) or <input type="checkbox"/> 527	J Website: WWW.ANGELWOODJAX.ORG	H(c) Group exemption number u
K Form of organization: <input checked="" type="checkbox"/> Corporation <input type="checkbox"/> Trust <input type="checkbox"/> Association <input type="checkbox"/> Other u	L Year of formation: 1993	M State of legal domicile: FL

Part I Summary

Activities & Governance	1 Briefly describe the organization's mission or most significant activities: <p style="text-align: center;">Angelwood achieved its primary purpose by providing six (6) group homes for full-time residents, respite (temporary) for children and adults, and other services to people with developmental disabilities.</p> 2 Check this box <input type="checkbox"/> if the organization discontinued its operations or disposed of more than 25% of its net assets. 3 Number of voting members of the governing body (Part VI, line 1a) 3 16 4 Number of independent voting members of the governing body (Part VI, line 1b) 4 16 5 Total number of individuals employed in calendar year 2014 (Part V, line 2a) 5 168 6 Total number of volunteers (estimate if necessary) 6 0 7a Total unrelated business revenue from Part VIII, column (C), line 12 7a 0 7b Net unrelated business taxable income from Form 990-T, line 34 7b 0																						
Revenue	8 Contributions and grants (Part VIII, line 1h) 9 Program service revenue (Part VIII, line 2g) 10 Investment income (Part VIII, column (A), lines 3, 4, and 7d) 11 Other revenue (Part VIII, column (A), lines 5, 6d, 8c, 9c, 10c, and 11e) 12 Total revenue – add lines 8 through 11 (must equal Part VIII, column (A), line 12)	<table border="1" style="width:100%; border-collapse: collapse;"> <thead> <tr> <th></th> <th>Prior Year</th> <th>Current Year</th> </tr> </thead> <tbody> <tr> <td>8</td> <td style="text-align: right;">565,660</td> <td style="text-align: right;">528,471</td> </tr> <tr> <td>9</td> <td style="text-align: right;">2,359,660</td> <td style="text-align: right;">2,653,713</td> </tr> <tr> <td>10</td> <td style="text-align: right;">0</td> <td style="text-align: right;">0</td> </tr> <tr> <td>11</td> <td style="text-align: right;">-345</td> <td style="text-align: right;">-110</td> </tr> <tr> <td>12</td> <td style="text-align: right;">2,924,975</td> <td style="text-align: right;">3,182,074</td> </tr> </tbody> </table>		Prior Year	Current Year	8	565,660	528,471	9	2,359,660	2,653,713	10	0	0	11	-345	-110	12	2,924,975	3,182,074			
	Prior Year	Current Year																					
8	565,660	528,471																					
9	2,359,660	2,653,713																					
10	0	0																					
11	-345	-110																					
12	2,924,975	3,182,074																					
Expenses	13 Grants and similar amounts paid (Part IX, column (A), lines 1–3) 14 Benefits paid to or for members (Part IX, column (A), line 4) 15 Salaries, other compensation, employee benefits (Part IX, column (A), lines 5–10) 16a Professional fundraising fees (Part IX, column (A), line 11e) b Total fundraising expenses (Part IX, column (D), line 25) u 185,235 17 Other expenses (Part IX, column (A), lines 11a–11d, 11f–24e) 18 Total expenses. Add lines 13–17 (must equal Part IX, column (A), line 25) 19 Revenue less expenses. Subtract line 18 from line 12	<table border="1" style="width:100%; border-collapse: collapse;"> <tbody> <tr> <td>13</td> <td style="text-align: right;">0</td> <td style="text-align: right;">0</td> </tr> <tr> <td>14</td> <td style="text-align: right;">0</td> <td style="text-align: right;">0</td> </tr> <tr> <td>15</td> <td style="text-align: right;">2,260,403</td> <td style="text-align: right;">2,426,015</td> </tr> <tr> <td>16a</td> <td style="text-align: right;">0</td> <td style="text-align: right;">0</td> </tr> <tr> <td>17</td> <td style="text-align: right;">598,718</td> <td style="text-align: right;">657,173</td> </tr> <tr> <td>18</td> <td style="text-align: right;">2,859,121</td> <td style="text-align: right;">3,083,188</td> </tr> <tr> <td>19</td> <td style="text-align: right;">65,854</td> <td style="text-align: right;">98,886</td> </tr> </tbody> </table>	13	0	0	14	0	0	15	2,260,403	2,426,015	16a	0	0	17	598,718	657,173	18	2,859,121	3,083,188	19	65,854	98,886
13	0	0																					
14	0	0																					
15	2,260,403	2,426,015																					
16a	0	0																					
17	598,718	657,173																					
18	2,859,121	3,083,188																					
19	65,854	98,886																					
Net Assets or Fund Balances	20 Total assets (Part X, line 16) 21 Total liabilities (Part X, line 26) 22 Net assets or fund balances. Subtract line 21 from line 20	<table border="1" style="width:100%; border-collapse: collapse;"> <thead> <tr> <th></th> <th>Beginning of Current Year</th> <th>End of Year</th> </tr> </thead> <tbody> <tr> <td>20</td> <td style="text-align: right;">2,151,517</td> <td style="text-align: right;">2,254,636</td> </tr> <tr> <td>21</td> <td style="text-align: right;">1,051,312</td> <td style="text-align: right;">1,056,089</td> </tr> <tr> <td>22</td> <td style="text-align: right;">1,100,205</td> <td style="text-align: right;">1,198,547</td> </tr> </tbody> </table>		Beginning of Current Year	End of Year	20	2,151,517	2,254,636	21	1,051,312	1,056,089	22	1,100,205	1,198,547									
	Beginning of Current Year	End of Year																					
20	2,151,517	2,254,636																					
21	1,051,312	1,056,089																					
22	1,100,205	1,198,547																					

Part II Signature Block

Under penalties of perjury, I declare that I have examined this return, including accompanying schedules and statements, and to the best of my knowledge and belief, it is true, correct, and complete. Declaration of preparer (other than officer) is based on all information of which preparer has any knowledge.

Sign Here	Signature of officer <p style="text-align: center;">DIANE TUTTLE</p> Type or print name and title	Date <p style="text-align: center;">EXECUTIVE DIRECTOR</p>
------------------	---	--

Paid Preparer Use Only	Print/Type preparer's name Preparer's signature Date 02/01/16	Check <input type="checkbox"/> if self-employed	PTIN Firm's name } Pleiman & Company P.A. Firm's address } 4141 SouthPoint Dr. E. Ste B Jacksonville, FL 32216 Firm's EIN } Phone no. 904-448-5005
-------------------------------	--	---	---

May the IRS discuss this return with the preparer shown above? (see instructions) Yes No

Part III Statement of Program Service Accomplishments

Check if Schedule O contains a response or note to any line in this Part III

1 Briefly describe the organization's mission:

Angelwood achieved its primary purpose by providing six (6) group homes for full-time residents, respite (temporary) for children and adults, and other services to people with developmental disabilities.

2 Did the organization undertake any significant program services during the year which were not listed on the prior Form 990 or 990-EZ?

Yes No

If "Yes," describe these new services on Schedule O.

3 Did the organization cease conducting, or make significant changes in how it conducts, any program services?

Yes No

If "Yes," describe these changes on Schedule O.

4 Describe the organization's program service accomplishments for each of its three largest program services, as measured by expenses. Section 501(c)(3) and 501(c)(4) organizations are required to report the amount of grants and allocations to others, the total expenses, and revenue, if any, for each program service reported.

4a (Code:) (Expenses \$ **2,606,289** including grants of \$) (Revenue \$)

Angelwood achieved its primary purpose by providing six (6) group homes for full-time residents, respite (temporary) for children and adults, and other services to people with developmental disabilities.

4b (Code:) (Expenses \$ including grants of \$) (Revenue \$)

4c (Code:) (Expenses \$ including grants of \$) (Revenue \$)

4d Other program services (Describe in Schedule O.)

(Expenses \$ **72,952** including grants of \$) (Revenue \$)

4e Total program service expenses **u 2,679,241**

Part IV Checklist of Required Schedules

		Yes	No
1	Is the organization described in section 501(c)(3) or 4947(a)(1) (other than a private foundation)? If "Yes," complete Schedule A	X	
2	Is the organization required to complete Schedule B, Schedule of Contributors (see instructions)?	X	
3	Did the organization engage in direct or indirect political campaign activities on behalf of or in opposition to candidates for public office? If "Yes," complete Schedule C, Part I		X
4	Section 501(c)(3) organizations. Did the organization engage in lobbying activities, or have a section 501(h) election in effect during the tax year? If "Yes," complete Schedule C, Part II		X
5	Is the organization a section 501(c)(4), 501(c)(5), or 501(c)(6) organization that receives membership dues, assessments, or similar amounts as defined in Revenue Procedure 98-19? If "Yes," complete Schedule C, Part III		X
6	Did the organization maintain any donor advised funds or any similar funds or accounts for which donors have the right to provide advice on the distribution or investment of amounts in such funds or accounts? If "Yes," complete Schedule D, Part I		X
7	Did the organization receive or hold a conservation easement, including easements to preserve open space, the environment, historic land areas, or historic structures? If "Yes," complete Schedule D, Part II		X
8	Did the organization maintain collections of works of art, historical treasures, or other similar assets? If "Yes," complete Schedule D, Part III		X
9	Did the organization report an amount in Part X, line 21, for escrow or custodial account liability; serve as a custodian for amounts not listed in Part X; or provide credit counseling, debt management, credit repair, or debt negotiation services? If "Yes," complete Schedule D, Part IV	X	
10	Did the organization, directly or through a related organization, hold assets in temporarily restricted endowments, permanent endowments, or quasi-endowments? If "Yes," complete Schedule D, Part V		X
11	If the organization's answer to any of the following questions is "Yes," then complete Schedule D, Parts VI, VII, VIII, IX, or X as applicable.		
a	Did the organization report an amount for land, buildings, and equipment in Part X, line 10? If "Yes," complete Schedule D, Part VI	X	
b	Did the organization report an amount for investments—other securities in Part X, line 12 that is 5% or more of its total assets reported in Part X, line 16? If "Yes," complete Schedule D, Part VII		X
c	Did the organization report an amount for investments—program related in Part X, line 13 that is 5% or more of its total assets reported in Part X, line 16? If "Yes," complete Schedule D, Part VIII		X
d	Did the organization report an amount for other assets in Part X, line 15 that is 5% or more of its total assets reported in Part X, line 16? If "Yes," complete Schedule D, Part IX		X
e	Did the organization report an amount for other liabilities in Part X, line 25? If "Yes," complete Schedule D, Part X	X	
f	Did the organization's separate or consolidated financial statements for the tax year include a footnote that addresses the organization's liability for uncertain tax positions under FIN 48 (ASC 740)? If "Yes," complete Schedule D, Part X		X
12a	Did the organization obtain separate, independent audited financial statements for the tax year? If "Yes," complete Schedule D, Parts XI and XII	X	
b	Was the organization included in consolidated, independent audited financial statements for the tax year? If "Yes," and if the organization answered "No" to line 12a, then completing Schedule D, Parts XI and XII is optional		X
13	Is the organization a school described in section 170(b)(1)(A)(ii)? If "Yes," complete Schedule E		X
14a	Did the organization maintain an office, employees, or agents outside of the United States?		X
b	Did the organization have aggregate revenues or expenses of more than \$10,000 from grantmaking, fundraising, business, investment, and program service activities outside the United States, or aggregate foreign investments valued at \$100,000 or more? If "Yes," complete Schedule F, Parts I and IV		X
15	Did the organization report on Part IX, column (A), line 3, more than \$5,000 of grants or other assistance to or for any foreign organization? If "Yes," complete Schedule F, Parts II and IV		X
16	Did the organization report on Part IX, column (A), line 3, more than \$5,000 of aggregate grants or other assistance to or for foreign individuals? If "Yes," complete Schedule F, Parts III and IV		X
17	Did the organization report a total of more than \$15,000 of expenses for professional fundraising services on Part IX, column (A), lines 6 and 11e? If "Yes," complete Schedule G, Part I (see instructions)		X
18	Did the organization report more than \$15,000 total of fundraising event gross income and contributions on Part VIII, lines 1c and 8a? If "Yes," complete Schedule G, Part II	X	
19	Did the organization report more than \$15,000 of gross income from gaming activities on Part VIII, line 9a? If "Yes," complete Schedule G, Part III		X
20a	Did the organization operate one or more hospital facilities? If "Yes," complete Schedule H		X
b	If "Yes" to line 20a, did the organization attach a copy of its audited financial statements to this return?		

Part IV Checklist of Required Schedules (continued)

		Yes	No
21	Did the organization report more than \$5,000 of grants or other assistance to any domestic organization or domestic government on Part IX, column (A), line 1? If "Yes," complete Schedule I, Parts I and II		X
22	Did the organization report more than \$5,000 of grants or other assistance to or for domestic individuals on Part IX, column (A), line 2? If "Yes," complete Schedule I, Parts I and III		X
23	Did the organization answer "Yes" to Part VII, Section A, line 3, 4, or 5 about compensation of the organization's current and former officers, directors, trustees, key employees, and highest compensated employees? If "Yes," complete Schedule J		X
24a	Did the organization have a tax-exempt bond issue with an outstanding principal amount of more than \$100,000 as of the last day of the year, that was issued after December 31, 2002? If "Yes," answer lines 24b through 24d and complete Schedule K. If "No," go to line 25a		X
b	Did the organization invest any proceeds of tax-exempt bonds beyond a temporary period exception?		
c	Did the organization maintain an escrow account other than a refunding escrow at any time during the year to defease any tax-exempt bonds?		
d	Did the organization act as an "on behalf of" issuer for bonds outstanding at any time during the year?		
25a	Section 501(c)(3), 501(c)(4), and 501(c)(29) organizations. Did the organization engage in an excess benefit transaction with a disqualified person during the year? If "Yes," complete Schedule L, Part I		X
b	Is the organization aware that it engaged in an excess benefit transaction with a disqualified person in a prior year, and that the transaction has not been reported on any of the organization's prior Forms 990 or 990-EZ? If "Yes," complete Schedule L, Part I		X
26	Did the organization report any amount on Part X, line 5, 6, or 22 for receivables from or payables to any current or former officers, directors, trustees, key employees, highest compensated employees, or disqualified persons? If "Yes," complete Schedule L, Part II		X
27	Did the organization provide a grant or other assistance to an officer, director, trustee, key employee, substantial contributor or employee thereof, a grant selection committee member, or to a 35% controlled entity or family member of any of these persons? If "Yes," complete Schedule L, Part III		X
28	Was the organization a party to a business transaction with one of the following parties (see Schedule L, Part IV instructions for applicable filing thresholds, conditions, and exceptions):		
a	A current or former officer, director, trustee, or key employee? If "Yes," complete Schedule L, Part IV		X
b	A family member of a current or former officer, director, trustee, or key employee? If "Yes," complete Schedule L, Part IV		X
c	An entity of which a current or former officer, director, trustee, or key employee (or a family member thereof) was an officer, director, trustee, or direct or indirect owner? If "Yes," complete Schedule L, Part IV		X
29	Did the organization receive more than \$25,000 in non-cash contributions? If "Yes," complete Schedule M		X
30	Did the organization receive contributions of art, historical treasures, or other similar assets, or qualified conservation contributions? If "Yes," complete Schedule M		X
31	Did the organization liquidate, terminate, or dissolve and cease operations? If "Yes," complete Schedule N, Part I		X
32	Did the organization sell, exchange, dispose of, or transfer more than 25% of its net assets? If "Yes," complete Schedule N, Part II		X
33	Did the organization own 100% of an entity disregarded as separate from the organization under Regulations sections 301.7701-2 and 301.7701-3? If "Yes," complete Schedule R, Part I		X
34	Was the organization related to any tax-exempt or taxable entity? If "Yes," complete Schedule R, Parts II, III, or IV, and Part V, line 1		X
35a	Did the organization have a controlled entity within the meaning of section 512(b)(13)?		X
b	If "Yes" to line 35a, did the organization receive any payment from or engage in any transaction with a controlled entity within the meaning of section 512(b)(13)? If "Yes," complete Schedule R, Part V, line 2		
36	Section 501(c)(3) organizations. Did the organization make any transfers to an exempt non-charitable related organization? If "Yes," complete Schedule R, Part V, line 2		X
37	Did the organization conduct more than 5% of its activities through an entity that is not a related organization and that is treated as a partnership for federal income tax purposes? If "Yes," complete Schedule R, Part VI		X
38	Did the organization complete Schedule O and provide explanations in Schedule O for Part VI, lines 11b and 19? Note. All Form 990 filers are required to complete Schedule O	X	

Part V Statements Regarding Other IRS Filings and Tax Compliance

Check if Schedule O contains a response or note to any line in this Part V

		Yes	No
1a	Enter the number reported in Box 3 of Form 1096. Enter -0- if not applicable		
1b	Enter the number of Forms W-2G included in line 1a. Enter -0- if not applicable		
1c	Did the organization comply with backup withholding rules for reportable payments to vendors and reportable gaming (gambling) winnings to prize winners?		
2a	Enter the number of employees reported on Form W-3, Transmittal of Wage and Tax Statements, filed for the calendar year ending with or within the year covered by this return		
2b	If at least one is reported on line 2a, did the organization file all required federal employment tax returns? Note. If the sum of lines 1a and 2a is greater than 250, you may be required to e-file (see instructions)	X	
3a	Did the organization have unrelated business gross income of \$1,000 or more during the year?		X
3b	If "Yes," has it filed a Form 990-T for this year? If "No" to line 3b, provide an explanation in Schedule O		
4a	At any time during the calendar year, did the organization have an interest in, or a signature or other authority over, a financial account in a foreign country (such as a bank account, securities account, or other financial account)?		X
4b	If "Yes," enter the name of the foreign country: u See instructions for filing requirements for FinCEN Form 114, Report of Foreign Bank and Financial Accounts (FBAR).		
5a	Was the organization a party to a prohibited tax shelter transaction at any time during the tax year?		X
5b	Did any taxable party notify the organization that it was or is a party to a prohibited tax shelter transaction?		X
5c	If "Yes" to line 5a or 5b, did the organization file Form 8886-T?		
6a	Does the organization have annual gross receipts that are normally greater than \$100,000, and did the organization solicit any contributions that were not tax deductible as charitable contributions?		X
6b	If "Yes," did the organization include with every solicitation an express statement that such contributions or gifts were not tax deductible?		
7	Organizations that may receive deductible contributions under section 170(c).		
7a	Did the organization receive a payment in excess of \$75 made partly as a contribution and partly for goods and services provided to the payor?		X
7b	If "Yes," did the organization notify the donor of the value of the goods or services provided?		
7c	Did the organization sell, exchange, or otherwise dispose of tangible personal property for which it was required to file Form 8282?		X
7d	If "Yes," indicate the number of Forms 8282 filed during the year		
7e	Did the organization receive any funds, directly or indirectly, to pay premiums on a personal benefit contract?		X
7f	Did the organization, during the year, pay premiums, directly or indirectly, on a personal benefit contract?		X
7g	If the organization received a contribution of qualified intellectual property, did the organization file Form 8899 as required?		X
7h	If the organization received a contribution of cars, boats, airplanes, or other vehicles, did the organization file a Form 1098-C?		X
8	Sponsoring organizations maintaining donor advised funds. Did a donor advised fund maintained by the sponsoring organization have excess business holdings at any time during the year?		X
9	Sponsoring organizations maintaining donor advised funds.		
9a	Did the sponsoring organization make any taxable distributions under section 4966?		X
9b	Did the sponsoring organization make a distribution to a donor, donor advisor, or related person?		X
10	Section 501(c)(7) organizations. Enter:		
10a	Initiation fees and capital contributions included on Part VIII, line 12		
10b	Gross receipts, included on Form 990, Part VIII, line 12, for public use of club facilities		
11	Section 501(c)(12) organizations. Enter:		
11a	Gross income from members or shareholders		
11b	Gross income from other sources (Do not net amounts due or paid to other sources against amounts due or received from them.)		
12a	Section 4947(a)(1) non-exempt charitable trusts. Is the organization filing Form 990 in lieu of Form 1041?		
12b	If "Yes," enter the amount of tax-exempt interest received or accrued during the year		
13	Section 501(c)(29) qualified nonprofit health insurance issuers.		
13a	Is the organization licensed to issue qualified health plans in more than one state? Note. See the instructions for additional information the organization must report on Schedule O.		
13b	Enter the amount of reserves the organization is required to maintain by the states in which the organization is licensed to issue qualified health plans		
13c	Enter the amount of reserves on hand		
14a	Did the organization receive any payments for indoor tanning services during the tax year?		X
14b	If "Yes," has it filed a Form 720 to report these payments? If "No," provide an explanation in Schedule O		

Part VI Governance, Management, and Disclosure For each "Yes" response to lines 2 through 7b below, and for a "No" response to line 8a, 8b, or 10b below, describe the circumstances, processes, or changes in Schedule O. See instructions. Check if Schedule O contains a response or note to any line in this Part VI

Section A. Governing Body and Management

		Yes	No
1a	Enter the number of voting members of the governing body at the end of the tax year If there are material differences in voting rights among members of the governing body, or if the governing body delegated broad authority to an executive committee or similar committee, explain in Schedule O.		
1b	Enter the number of voting members included in line 1a, above, who are independent		
2	Did any officer, director, trustee, or key employee have a family relationship or a business relationship with any other officer, director, trustee, or key employee?		X
3	Did the organization delegate control over management duties customarily performed by or under the direct supervision of officers, directors, or trustees, or key employees to a management company or other person?		X
4	Did the organization make any significant changes to its governing documents since the prior Form 990 was filed?		X
5	Did the organization become aware during the year of a significant diversion of the organization's assets?		X
6	Did the organization have members or stockholders?		X
7a	Did the organization have members, stockholders, or other persons who had the power to elect or appoint one or more members of the governing body?		X
7b	Are any governance decisions of the organization reserved to (or subject to approval by) members, stockholders, or persons other than the governing body?		X
8	Did the organization contemporaneously document the meetings held or written actions undertaken during the year by the following:		
8a	The governing body?	X	
8b	Each committee with authority to act on behalf of the governing body?	X	
9	Is there any officer, director, trustee, or key employee listed in Part VII, Section A, who cannot be reached at the organization's mailing address? If "Yes," provide the names and addresses in Schedule O		X

Section B. Policies (This Section B requests information about policies not required by the Internal Revenue Code.)

		Yes	No
10a	Did the organization have local chapters, branches, or affiliates?		X
10b	If "Yes," did the organization have written policies and procedures governing the activities of such chapters, affiliates, and branches to ensure their operations are consistent with the organization's exempt purposes?		
11a	Has the organization provided a complete copy of this Form 990 to all members of its governing body before filing the form?		X
11b	Describe in Schedule O the process, if any, used by the organization to review this Form 990.		
12a	Did the organization have a written conflict of interest policy? If "No," go to line 13		X
12b	Were officers, directors, or trustees, and key employees required to disclose annually interests that could give rise to conflicts?		
12c	Did the organization regularly and consistently monitor and enforce compliance with the policy? If "Yes," describe in Schedule O how this was done		
13	Did the organization have a written whistleblower policy?		X
14	Did the organization have a written document retention and destruction policy?		X
15	Did the process for determining compensation of the following persons include a review and approval by independent persons, comparability data, and contemporaneous substantiation of the deliberation and decision?		
15a	The organization's CEO, Executive Director, or top management official		X
15b	Other officers or key employees of the organization If "Yes" to line 15a or 15b, describe the process in Schedule O (see instructions).		X
16a	Did the organization invest in, contribute assets to, or participate in a joint venture or similar arrangement with a taxable entity during the year?		X
16b	If "Yes," did the organization follow a written policy or procedure requiring the organization to evaluate its participation in joint venture arrangements under applicable federal tax law, and take steps to safeguard the organization's exempt status with respect to such arrangements?		

Section C. Disclosure

- 17** List the states with which a copy of this Form 990 is required to be filed **u None**
- 18** Section 6104 requires an organization to make its Forms 1023 (or 1024 if applicable), 990, and 990-T (Section 501(c)(3)s only) available for public inspection. Indicate how you made these available. Check all that apply.
 Own website Another's website Upon request Other (explain in Schedule O)
- 19** Describe in Schedule O whether (and if so, how) the organization made its governing documents, conflict of interest policy, and financial statements available to the public during the tax year.
- 20** State the name, address, and telephone number of the person who possesses the organization's books and records: **u**

ANGELWOOD, INC.
JACKSONVILLE

P.O. BOX 24925

FL 32241

904-288-7259

Part VII Compensation of Officers, Directors, Trustees, Key Employees, Highest Compensated Employees, and Independent Contractors

Check if Schedule O contains a response or note to any line in this Part VII

Section A. Officers, Directors, Trustees, Key Employees, and Highest Compensated Employees

1a Complete this table for all persons required to be listed. Report compensation for the calendar year ending with or within the organization's tax year.

- List all of the organization's **current** officers, directors, trustees (whether individuals or organizations), regardless of amount of compensation. Enter -0- in columns (D), (E), and (F) if no compensation was paid.
- List all of the organization's **current** key employees, if any. See instructions for definition of "key employee."
- List the organization's five **current** highest compensated employees (other than an officer, director, trustee, or key employee) who received reportable compensation (Box 5 of Form W-2 and/or Box 7 of Form 1099-MISC) of more than \$100,000 from the organization and any related organizations.
- List all of the organization's **former** officers, key employees, and highest compensated employees who received more than \$100,000 of reportable compensation from the organization and any related organizations.
- List all of the organization's **former directors or trustees** that received, in the capacity as a former director or trustee of the organization, more than \$10,000 of reportable compensation from the organization and any related organizations.

List persons in the following order: individual trustees or directors; institutional trustees; officers; key employees; highest compensated employees; and former such persons.

Check this box if neither the organization nor any related organization compensated any current officer, director, or trustee.

(A) Name and Title	(B) Average hours per week (list any hours for related organizations below dotted line)	(C) Position (do not check more than one box, unless person is both an officer and a director/trustee)						(D) Reportable compensation from the organization (W-2/1099-MISC)	(E) Reportable compensation from related organizations (W-2/1099-MISC)	(F) Estimated amount of other compensation from the organization and related organizations
		Individual trustee or director	Institutional trustee	Officer	Key employee	Highest compensated employee	Former			
(1) BRIAN KELLY	0.00									
DIRECTOR	0.00	X		X			0	0	0	
(2) SHARON DOWE	0.00									
VICE PRESIDENT	0.00	X		X			0	0	0	
(3) JOHN H. RUTHERFORD	0.00									
DIRECTOR	0.00	X					0	0	0	
(4) ROBIN WAHBY	0.00									
DIRECTOR	0.00	X					0	0	0	
(5) WILLIAM WENDELL	0.00									
DIRECTOR	0.00	X					0	0	0	
(6) ANGELA COX	0.00									
PRESIDENT	0.00	X		X			0	0	0	
(7) DEBRA HARRISON	0.00									
DIRECTOR	0.00	X					0	0	0	
(8) STEPHEN RAMSEY	0.00									
DIRECTOR	0.00	X					0	0	0	
(9) MARK THOMPSON	0.00									
TREASURER	0.00	X		X			0	0	0	
(10) SUSAN CHATTAWAY	0.00									
DIRECTOR	0.00	X					0	0	0	
(11) ROBERT WILLIS	0.00									
DIRECTOR	0.00	X					0	0	0	

Part VII Section A. Officers, Directors, Trustees, Key Employees, and Highest Compensated Employees (continued)

(A) Name and title	(B) Average hours per week (list any hours for related organizations below dotted line)	(C) Position (do not check more than one box, unless person is both an officer and a director/trustee)						(D) Reportable compensation from the organization (W-2/1099-MISC)	(E) Reportable compensation from related organizations (W-2/1099-MISC)	(F) Estimated amount of other compensation from the organization and related organizations
		Individual trustee or director	Institutional trustee	Officer	Key employee	Highest compensated employee	Former			
(12) VILMA CONSUEGRA	0.00									
SECRETARY	0.00	X					0	0	0	
(13) JOHN WAGNER	0.00									
DIRECTOR	0.00	X					0	0	0	
(14) RICK DORAN	0.00									
DIRECTOR	0.00	X					0	0	0	
(15) LYNDSAY NADER	0.00									
DIRECTOR	0.00	X					0	0	0	
(16) KIM WHEELER	0.00									
DIRECTOR	0.00	X					0	0	0	
(17)										
(18)										
(19)										
1b Sub-total									u	
c Total from continuation sheets to Part VII, Section A									u	
d Total (add lines 1b and 1c)									u	

2 Total number of individuals (including but not limited to those listed above) who received more than \$100,000 of reportable compensation from the organization **u 0**

	Yes	No
3 Did the organization list any former officer, director, or trustee, key employee, or highest compensated employee on line 1a? If "Yes," complete Schedule J for such individual		X
4 For any individual listed on line 1a, is the sum of reportable compensation and other compensation from the organization and related organizations greater than \$150,000? If "Yes," complete Schedule J for such individual		X
5 Did any person listed on line 1a receive or accrue compensation from any unrelated organization or individual for services rendered to the organization? If "Yes," complete Schedule J for such person		X

Section B. Independent Contractors

1 Complete this table for your five highest compensated independent contractors that received more than \$100,000 of compensation from the organization. Report compensation for the calendar year ending with or within the organization's tax year.

(A) Name and business address	(B) Description of services	(C) Compensation

2 Total number of independent contractors (including but not limited to those listed above) who received more than \$100,000 of compensation from the organization **u 0**

Part VIII Statement of Revenue

Check if Schedule O contains a response or note to any line in this Part VIII

			(A) Total revenue	(B) Related or exempt function revenue	(C) Unrelated business revenue	(D) Revenue excluded from tax under sections 512-514
Contributions, Gifts, Grants and Other Similar Amounts	1a Federated campaigns	1a				
	b Membership dues	1b				
	c Fundraising events	1c	293,097			
	d Related organizations	1d				
	e Government grants (contributions)	1e				
	f All other contributions, gifts, grants, and similar amounts not included above	1f	235,374			
	g Noncash contributions included in lines 1a-1f: \$		22,725			
	h Total. Add lines 1a-1f	u	528,471			
Program Service Revenue	2a Medicaid Revenue	Busn. Code	2,338,668	2,338,668		
	b Client Fees		286,641	286,641		
	c Vocational Rehabilitation		21,790	21,790		
	d Other Revenue		6,614	6,614		
	e					
	f All other program service revenue					
	g Total. Add lines 2a-2f	u	2,653,713			
Other Revenue	3 Investment income (including dividends, interest, and other similar amounts)	u				
	4 Income from investment of tax-exempt bond proceeds	u				
	5 Royalties	u				
	6a Gross rents	(i) Real				
		(ii) Personal				
	b Less: rental exps.					
	c Rental inc. or (loss)					
	d Net rental income or (loss)	u				
	7a Gross amount from sales of assets other than inventory	(i) Securities				
		(ii) Other				
	b Less: cost or other basis & sales exps.					
	c Gain or (loss)					
	d Net gain or (loss)	u				
	8a Gross income from fundraising events (not including \$ 293,097 of contributions reported on line 1c). See Part IV, line 18	a				
		b Less: direct expenses	b	110		
c Net income or (loss) from fundraising events		u	-110			
9a Gross income from gaming activities. See Part IV, line 19	a					
	b Less: direct expenses	b				
	c Net income or (loss) from gaming activities	u				
10a Gross sales of inventory, less returns and allowances	a					
	b Less: cost of goods sold	b				
	c Net income or (loss) from sales of inventory	u				
11a Miscellaneous Revenue	Busn. Code					
	b					
	c					
	d All other revenue					
	e Total. Add lines 11a-11d	u				
12 Total revenue. See instructions.	u	3,182,074	2,653,713	0	0	

Part IX Statement of Functional Expenses

Section 501(c)(3) and 501(c)(4) organizations must complete all columns. All other organizations must complete column (A).

Check if Schedule O contains a response or note to any line in this Part IX

Do not include amounts reported on lines 6b, 7b, 8b, 9b, and 10b of Part VIII.	(A) Total expenses	(B) Program service expenses	(C) Management and general expenses	(D) Fundraising expenses
1 Grants and other assistance to domestic organizations and domestic governments. See Part IV, line 21				
2 Grants and other assistance to domestic individuals. See Part IV, line 22				
3 Grants and other assistance to foreign organizations, foreign governments, and foreign individuals. See Part IV, lines 15 and 16				
4 Benefits paid to or for members				
5 Compensation of current officers, directors, trustees, and key employees				
6 Compensation not included above, to disqualified persons (as defined under section 4958(f)(1)) and persons described in section 4958(c)(3)(B)				
7 Other salaries and wages	2,172,160	1,932,863	163,946	75,351
8 Pension plan accruals and contributions (include section 401(k) and 403(b) employer contributions)				
9 Other employee benefits	84,301	67,838	10,228	6,235
10 Payroll taxes	169,554	151,020	12,658	5,876
11 Fees for services (non-employees):				
a Management				
b Legal				
c Accounting	5,575	5,575		
d Lobbying				
e Professional fundraising services. See Part IV, line 17				
f Investment management fees				
g Other. (If line 11g amount exceeds 10% of line 25, column (A) amount, list line 11g expenses on Schedule O.)	42,098	41,828		270
12 Advertising and promotion	4,609	3,623		986
13 Office expenses				
14 Information technology				
15 Royalties				
16 Occupancy	148,976	128,830	19,663	483
17 Travel	106,302	104,910	1,283	109
18 Payments of travel or entertainment expenses for any federal, state, or local public officials				
19 Conferences, conventions, and meetings	7,255	7,131	24	100
20 Interest	37,529	22,996	66	14,467
21 Payments to affiliates				
22 Depreciation, depletion, and amortization	73,525	73,525		
23 Insurance				
24 Other expenses. Itemize expenses not covered above (List miscellaneous expenses in line 24e. If line 24e amount exceeds 10% of line 25, column (A) amount, list line 24e expenses on Schedule O.)				
a Program expense	90,272	16,505	347	73,420
b Groceries	60,283	60,285	40	-42
c Workers comp. insurance	40,572	37,829	1,988	755
d Office/operating	20,761	16,652	574	3,535
e All other expenses	19,416	7,831	7,895	3,690
25 Total functional expenses. Add lines 1 through 24e	3,083,188	2,679,241	218,712	185,235
26 Joint costs. Complete this line only if the organization reported in column (B) joint costs from a combined educational campaign and fundraising solicitation. Check here <input type="checkbox"/> if following SOP 98-2 (ASC 958-720)				

Part X Balance Sheet

Check if Schedule O contains a response or note to any line in this Part X

		(A) Beginning of year		(B) End of year	
Assets	1	Cash—non-interest bearing	155,632	1	273,174
	2	Savings and temporary cash investments		2	
	3	Pledges and grants receivable, net		3	
	4	Accounts receivable, net	199,907	4	220,834
	5	Loans and other receivables from current and former officers, directors, trustees, key employees, and highest compensated employees. Complete Part II of Schedule L		5	
	6	Loans and other receivables from other disqualified persons (as defined under section 4958(f)(1)), persons described in section 4958(c)(3)(B), and contributing employers and sponsoring organizations of section 501(c)(9) voluntary employees' beneficiary organizations (see instructions). Complete Part II of Schedule L		6	
	7	Notes and loans receivable, net		7	
	8	Inventories for sale or use		8	
	9	Prepaid expenses and deferred charges	6,364	9	6,454
	10a	Land, buildings, and equipment: cost or other basis. Complete Part VI of Schedule D	10a 2,406,843		
	b	Less: accumulated depreciation	10b 682,206	10c	1,724,637
	11	Investments—publicly traded securities		11	
	12	Investments—other securities. See Part IV, line 11		12	
	13	Investments—program-related. See Part IV, line 11		13	
	14	Intangible assets	14,454	14	13,750
	15	Other assets. See Part IV, line 11	12,844	15	15,787
16	Total assets. Add lines 1 through 15 (must equal line 34)	2,151,517	16	2,254,636	
Liabilities	17	Accounts payable and accrued expenses	18,369	17	22,459
	18	Grants payable		18	
	19	Deferred revenue		19	5,075
	20	Tax-exempt bond liabilities		20	
	21	Escrow or custodial account liability. Complete Part IV of Schedule D	12,844	21	15,787
	22	Loans and other payables to current and former officers, directors, trustees, key employees, highest compensated employees, and disqualified persons. Complete Part II of Schedule L		22	
	23	Secured mortgages and notes payable to unrelated third parties		23	
	24	Unsecured notes and loans payable to unrelated third parties		24	
	25	Other liabilities (including federal income tax, payables to related third parties, and other liabilities not included on lines 17-24). Complete Part X of Schedule D	1,020,099	25	1,012,768
	26	Total liabilities. Add lines 17 through 25	1,051,312	26	1,056,089
Net Assets or Fund Balances	Organizations that follow SFAS 117 (ASC 958), check here <input checked="" type="checkbox"/> and complete lines 27 through 29, and lines 33 and 34.				
	27	Unrestricted net assets	1,092,255	27	1,133,028
	28	Temporarily restricted net assets	7,950	28	65,519
	29	Permanently restricted net assets		29	
	Organizations that do not follow SFAS 117 (ASC 958), check here <input type="checkbox"/> and complete lines 30 through 34.				
	30	Capital stock or trust principal, or current funds		30	
	31	Paid-in or capital surplus, or land, building, or equipment fund		31	
	32	Retained earnings, endowment, accumulated income, or other funds		32	
33	Total net assets or fund balances	1,100,205	33	1,198,547	
34	Total liabilities and net assets/fund balances	2,151,517	34	2,254,636	

Part XI Reconciliation of Net Assets

Check if Schedule O contains a response or note to any line in this Part XI

1	Total revenue (must equal Part VIII, column (A), line 12)	1	3,182,074
2	Total expenses (must equal Part IX, column (A), line 25)	2	3,083,188
3	Revenue less expenses. Subtract line 2 from line 1	3	98,886
4	Net assets or fund balances at beginning of year (must equal Part X, line 33, column (A))	4	1,100,205
5	Net unrealized gains (losses) on investments	5	
6	Donated services and use of facilities	6	
7	Investment expenses	7	
8	Prior period adjustments	8	
9	Other changes in net assets or fund balances (explain in Schedule O)	9	-544
10	Net assets or fund balances at end of year. Combine lines 3 through 9 (must equal Part X, line 33, column (B))	10	1,198,547

Part XII Financial Statements and Reporting

Check if Schedule O contains a response or note to any line in this Part XII

		Yes	No
1	Accounting method used to prepare the Form 990: <input type="checkbox"/> Cash <input checked="" type="checkbox"/> Accrual <input type="checkbox"/> Other If the organization changed its method of accounting from a prior year or checked "Other," explain in Schedule O.		
2a	Were the organization's financial statements compiled or reviewed by an independent accountant? If "Yes," check a box below to indicate whether the financial statements for the year were compiled or reviewed on a separate basis, consolidated basis, or both: <input type="checkbox"/> Separate basis <input type="checkbox"/> Consolidated basis <input type="checkbox"/> Both consolidated and separate basis		X
2b	Were the organization's financial statements audited by an independent accountant? If "Yes," check a box below to indicate whether the financial statements for the year were audited on a separate basis, consolidated basis, or both: <input checked="" type="checkbox"/> Separate basis <input type="checkbox"/> Consolidated basis <input type="checkbox"/> Both consolidated and separate basis	X	
2c	If "Yes" to line 2a or 2b, does the organization have a committee that assumes responsibility for oversight of the audit, review, or compilation of its financial statements and selection of an independent accountant? If the organization changed either its oversight process or selection process during the tax year, explain in Schedule O.	X	
3a	As a result of a federal award, was the organization required to undergo an audit or audits as set forth in the Single Audit Act and OMB Circular A-133?		X
3b	If "Yes," did the organization undergo the required audit or audits? If the organization did not undergo the required audit or audits, explain why in Schedule O and describe any steps taken to undergo such audits.		

SCHEDULE A
(Form 990 or 990-EZ)

Public Charity Status and Public Support
Complete if the organization is a section 501(c)(3) organization or a section 4947(a)(1) nonexempt charitable trust.
u Attach to Form 990 or Form 990-EZ.

OMB No. 1545-0047

2014

Open to Public Inspection

Department of the Treasury
Internal Revenue Service

u Information about Schedule A (Form 990 or 990-EZ) and its instructions is at www.irs.gov/form990.

Name of the organization

Angelwood, Inc.

Employer identification number

59-3212078

Part I Reason for Public Charity Status (All organizations must complete this part.) See instructions.

The organization is not a private foundation because it is: (For lines 1 through 11, check only one box.)

- 1 A church, convention of churches, or association of churches described in **section 170(b)(1)(A)(i)**.
- 2 A school described in **section 170(b)(1)(A)(ii)**. (Attach Schedule E.)
- 3 A hospital or a cooperative hospital service organization described in **section 170(b)(1)(A)(iii)**.
- 4 A medical research organization operated in conjunction with a hospital described in **section 170(b)(1)(A)(iii)**. Enter the hospital's name, city, and state:
- 5 An organization operated for the benefit of a college or university owned or operated by a governmental unit described in **section 170(b)(1)(A)(iv)**. (Complete Part II.)
- 6 A federal, state, or local government or governmental unit described in **section 170(b)(1)(A)(v)**.
- 7 An organization that normally receives a substantial part of its support from a governmental unit or from the general public described in **section 170(b)(1)(A)(vi)**. (Complete Part II.)
- 8 A community trust described in **section 170(b)(1)(A)(vi)**. (Complete Part II.)
- 9 An organization that normally receives: (1) more than 33 1/3% of its support from contributions, membership fees, and gross receipts from activities related to its exempt functions—subject to certain exceptions, and (2) no more than 33 1/3% of its support from gross investment income and unrelated business taxable income (less section 511 tax) from businesses acquired by the organization after June 30, 1975. See **section 509(a)(2)**. (Complete Part III.)
- 10 An organization organized and operated exclusively to test for public safety. See **section 509(a)(4)**.
- 11 An organization organized and operated exclusively for the benefit of, to perform the functions of, or to carry out the purposes of one or more publicly supported organizations described in **section 509(a)(1)** or **section 509(a)(2)**. See **section 509(a)(3)**. Check the box in lines 11a through 11d that describes the type of supporting organization and complete lines 11e, 11f, and 11g.
 - a **Type I.** A supporting organization operated, supervised, or controlled by its supported organization(s), typically by giving the supported organization(s) the power to regularly appoint or elect a majority of the directors or trustees of the supporting organization. **You must complete Part IV, Sections A and B.**
 - b **Type II.** A supporting organization supervised or controlled in connection with its supported organization(s), by having control or management of the supporting organization vested in the same persons that control or manage the supported organization(s). **You must complete Part IV, Sections A and C.**
 - c **Type III functionally integrated.** A supporting organization operated in connection with, and functionally integrated with, its supported organization(s) (see instructions). **You must complete Part IV, Sections A, D, and E.**
 - d **Type III non-functionally integrated.** A supporting organization operated in connection with its supported organization(s) that is not functionally integrated. The organization generally must satisfy a distribution requirement and an attentiveness requirement (see instructions). **You must complete Part IV, Sections A and D, and Part V.**
 - e Check this box if the organization received a written determination from the IRS that it is a Type I, Type II, Type III functionally integrated, or Type III non-functionally integrated supporting organization.
 - f Enter the number of supported organizations
 - g Provide the following information about the supported organization(s).

(i) Name of supported organization	(ii) EIN	(iii) Type of organization (described on lines 1–9 above or IRC section (see instructions))	(iv) Is the organization listed in your governing document?		(v) Amount of monetary support (see instructions)	(vi) Amount of other support (see instructions)
			Yes	No		
(A)						
(B)						
(C)						
(D)						
(E)						
Total						

Part II Support Schedule for Organizations Described in Sections 170(b)(1)(A)(iv) and 170(b)(1)(A)(vi)

(Complete only if you checked the box on line 5, 7, or 8 of Part I or if the organization failed to qualify under Part III. If the organization fails to qualify under the tests listed below, please complete Part III.)

Section A. Public Support

Calendar year (or fiscal year beginning in) u	(a) 2010	(b) 2011	(c) 2012	(d) 2013	(e) 2014	(f) Total
1 Gifts, grants, contributions, and membership fees received. (Do not include any "unusual grants.")	496,415	387,621	468,462	565,660	528,471	2,446,629
2 Tax revenues levied for the organization's benefit and either paid to or expended on its behalf						
3 The value of services or facilities furnished by a governmental unit to the organization without charge						
4 Total. Add lines 1 through 3	496,415	387,621	468,462	565,660	528,471	2,446,629
5 The portion of total contributions by each person (other than a governmental unit or publicly supported organization) included on line 1 that exceeds 2% of the amount shown on line 11, column (f)						
6 Public support. Subtract line 5 from line 4.						2,446,629

Section B. Total Support

Calendar year (or fiscal year beginning in) u	(a) 2010	(b) 2011	(c) 2012	(d) 2013	(e) 2014	(f) Total
7 Amounts from line 4	496,415	387,621	468,462	565,660	528,471	2,446,629
8 Gross income from interest, dividends, payments received on securities loans, rents, royalties and income from similar sources						
9 Net income from unrelated business activities, whether or not the business is regularly carried on						
10 Other income. Do not include gain or loss from the sale of capital assets (Explain in Part VI.)						
11 Total support. Add lines 7 through 10						2,446,629

12 Gross receipts from related activities, etc. (see instructions) 12 **2,653,713**

13 First five years. If the Form 990 is for the organization's first, second, third, fourth, or fifth tax year as a section 501(c)(3) organization, check this box and **stop here**

Section C. Computation of Public Support Percentage

14 Public support percentage for 2014 (line 6, column (f) divided by line 11, column (f))	14	100.00 %
15 Public support percentage from 2013 Schedule A, Part II, line 14	15	99.67 %

16a 33 1/3% support test—2014. If the organization did not check the box on line 13, and line 14 is 33 1/3% or more, check this box and **stop here.** The organization qualifies as a publicly supported organization

b 33 1/3% support test—2013. If the organization did not check a box on line 13 or 16a, and line 15 is 33 1/3% or more, check this box and **stop here.** The organization qualifies as a publicly supported organization

17a 10%-facts-and-circumstances test—2014. If the organization did not check a box on line 13, 16a, or 16b, and line 14 is 10% or more, and if the organization meets the "facts-and-circumstances" test, check this box and **stop here.** Explain in Part VI how the organization meets the "facts-and-circumstances" test. The organization qualifies as a publicly supported organization

b 10%-facts-and-circumstances test—2013. If the organization did not check a box on line 13, 16a, 16b, or 17a, and line 15 is 10% or more, and if the organization meets the "facts-and-circumstances" test, check this box and **stop here.** Explain in Part VI how the organization meets the "facts-and-circumstances" test. The organization qualifies as a publicly supported organization

18 Private foundation. If the organization did not check a box on line 13, 16a, 16b, 17a, or 17b, check this box and see instructions

Part III Support Schedule for Organizations Described in Section 509(a)(2)

(Complete only if you checked the box on line 9 of Part I or if the organization failed to qualify under Part II.
If the organization fails to qualify under the tests listed below, please complete Part II.)

Section A. Public Support

Calendar year (or fiscal year beginning in) u	(a) 2010	(b) 2011	(c) 2012	(d) 2013	(e) 2014	(f) Total
1 Gifts, grants, contributions, and membership fees received. (Do not include any "unusual grants.")						
2 Gross receipts from admissions, merchandise sold or services performed, or facilities furnished in any activity that is related to the organization's tax-exempt purpose						
3 Gross receipts from activities that are not an unrelated trade or business under section 513						
4 Tax revenues levied for the organization's benefit and either paid to or expended on its behalf						
5 The value of services or facilities furnished by a governmental unit to the organization without charge						
6 Total. Add lines 1 through 5						
7a Amounts included on lines 1, 2, and 3 received from disqualified persons						
b Amounts included on lines 2 and 3 received from other than disqualified persons that exceed the greater of \$5,000 or 1% of the amount on line 13 for the year						
c Add lines 7a and 7b						
8 Public support (Subtract line 7c from line 6.)						

Section B. Total Support

Calendar year (or fiscal year beginning in) u	(a) 2010	(b) 2011	(c) 2012	(d) 2013	(e) 2014	(f) Total
9 Amounts from line 6						
10a Gross income from interest, dividends, payments received on securities loans, rents, royalties and income from similar sources						
b Unrelated business taxable income (less section 511 taxes) from businesses acquired after June 30, 1975						
c Add lines 10a and 10b						
11 Net income from unrelated business activities not included in line 10b, whether or not the business is regularly carried on						
12 Other income. Do not include gain or loss from the sale of capital assets (Explain in Part VI.)						
13 Total support. (Add lines 9, 10c, 11, and 12.)						

14 First five years. If the Form 990 is for the organization's first, second, third, fourth, or fifth tax year as a section 501(c)(3) organization, check this box and **stop here**

Section C. Computation of Public Support Percentage

15 Public support percentage for 2014 (line 8, column (f) divided by line 13, column (f))	15	%
16 Public support percentage from 2013 Schedule A, Part III, line 15	16	%

Section D. Computation of Investment Income Percentage

17 Investment income percentage for 2014 (line 10c, column (f) divided by line 13, column (f))	17	%
18 Investment income percentage from 2013 Schedule A, Part III, line 17	18	%

19a 33 1/3% support tests—2014. If the organization did not check the box on line 14, and line 15 is more than 33 1/3%, and line 17 is not more than 33 1/3%, check this box and **stop here**. The organization qualifies as a publicly supported organization

b 33 1/3% support tests—2013. If the organization did not check a box on line 14 or line 19a, and line 16 is more than 33 1/3%, and line 18 is not more than 33 1/3%, check this box and **stop here**. The organization qualifies as a publicly supported organization

20 Private foundation. If the organization did not check a box on line 14, 19a, or 19b, check this box and see instructions

Part IV Supporting Organizations

(Complete only if you checked a box on line 11 of Part I. If you checked 11a of Part I, complete Sections A and B. If you checked 11b of Part I, complete Sections A and C. If you checked 11c of Part I, complete Sections A, D, and E. If you checked 11d of Part I, complete Sections A and D, and complete Part V.)

Section A. All Supporting Organizations

	Yes	No
1 Are all of the organization's supported organizations listed by name in the organization's governing documents? If "No," describe in Part VI how the supported organizations are designated. If designated by class or purpose, describe the designation. If historic and continuing relationship, explain.		
2 Did the organization have any supported organization that does not have an IRS determination of status under section 509(a)(1) or (2)? If "Yes," explain in Part VI how the organization determined that the supported organization was described in section 509(a)(1) or (2).		
3a Did the organization have a supported organization described in section 501(c)(4), (5), or (6)? If "Yes," answer (b) and (c) below.		
b Did the organization confirm that each supported organization qualified under section 501(c)(4), (5), or (6) and satisfied the public support tests under section 509(a)(2)? If "Yes," describe in Part VI when and how the organization made the determination.		
c Did the organization ensure that all support to such organizations was used exclusively for section 170(c)(2)(B) purposes? If "Yes," explain in Part VI what controls the organization put in place to ensure such use.		
4a Was any supported organization not organized in the United States ("foreign supported organization")? If "Yes" and if you checked 11a or 11b in Part I, answer (b) and (c) below.		
b Did the organization have ultimate control and discretion in deciding whether to make grants to the foreign supported organization? If "Yes," describe in Part VI how the organization had such control and discretion despite being controlled or supervised by or in connection with its supported organizations.		
c Did the organization support any foreign supported organization that does not have an IRS determination under sections 501(c)(3) and 509(a)(1) or (2)? If "Yes," explain in Part VI what controls the organization used to ensure that all support to the foreign supported organization was used exclusively for section 170(c)(2)(B) purposes.		
5a Did the organization add, substitute, or remove any supported organizations during the tax year? If "Yes," answer (b) and (c) below (if applicable). Also, provide detail in Part VI , including (i) the names and EIN numbers of the supported organizations added, substituted, or removed, (ii) the reasons for each such action, (iii) the authority under the organization's organizing document authorizing such action, and (iv) how the action was accomplished (such as by amendment to the organizing document).		
b Type I or Type II only. Was any added or substituted supported organization part of a class already designated in the organization's organizing document?		
c Substitutions only. Was the substitution the result of an event beyond the organization's control?		
6 Did the organization provide support (whether in the form of grants or the provision of services or facilities) to anyone other than (a) its supported organizations; (b) individuals that are part of the charitable class benefited by one or more of its supported organizations; or (c) other supporting organizations that also support or benefit one or more of the filing organization's supported organizations? If "Yes," provide detail in Part VI .		
7 Did the organization provide a grant, loan, compensation, or other similar payment to a substantial contributor (defined in IRC 4958(c)(3)(C)), a family member of a substantial contributor, or a 35-percent controlled entity with regard to a substantial contributor? If "Yes," complete Part I of Schedule L (Form 990).		
8 Did the organization make a loan to a disqualified person (as defined in section 4958) not described in line 7? If "Yes," complete Part I of Schedule L (Form 990).		
9a Was the organization controlled directly or indirectly at any time during the tax year by one or more disqualified persons as defined in section 4946 (other than foundation managers and organizations described in section 509(a)(1) or (2))? If "Yes," provide detail in Part VI .		
b Did one or more disqualified persons (as defined in line 9(a)) hold a controlling interest in any entity in which the supporting organization had an interest? If "Yes," provide detail in Part VI .		
c Did a disqualified person (as defined in line 9(a)) have an ownership interest in, or derive any personal benefit from, assets in which the supporting organization also had an interest? If "Yes," provide detail in Part VI .		
10a Was the organization subject to the excess business holdings rules of IRC 4943 because of IRC 4943(f) (regarding certain Type II supporting organizations, and all Type III non-functionally integrated supporting organizations)? If "Yes," answer (b) below.		
b Did the organization have any excess business holdings in the tax year? (Use Schedule C, Form 4720, to determine whether the organization had excess business holdings.)		

Part IV Supporting Organizations (continued)

	Yes	No
11 Has the organization accepted a gift or contribution from any of the following persons?		
a A person who directly or indirectly controls, either alone or together with persons described in (b) and (c) below, the governing body of a supported organization?		
11a		
b A family member of a person described in (a) above?		
11b		
c A 35% controlled entity of a person described in (a) or (b) above? If "Yes" to a, b, or c, provide detail in Part VI .		
11c		

Section B. Type I Supporting Organizations

	Yes	No
1 Did the directors, trustees, or membership of one or more supported organizations have the power to regularly appoint or elect at least a majority of the organization's directors or trustees at all times during the tax year? If "No," describe in Part VI how the supported organization(s) effectively operated, supervised, or controlled the organization's activities. If the organization had more than one supported organization, describe how the powers to appoint and/or remove directors or trustees were allocated among the supported organizations and what conditions or restrictions, if any, applied to such powers during the tax year.		
1		
2 Did the organization operate for the benefit of any supported organization other than the supported organization(s) that operated, supervised, or controlled the supporting organization? If "Yes," explain in Part VI how providing such benefit carried out the purposes of the supported organization(s) that operated, supervised, or controlled the supporting organization.		
2		

Section C. Type II Supporting Organizations

	Yes	No
1 Were a majority of the organization's directors or trustees during the tax year also a majority of the directors or trustees of each of the organization's supported organization(s)? If "No," describe in Part VI how control or management of the supporting organization was vested in the same persons that controlled or managed the supported organization(s).		
1		

Section D. All Type III Supporting Organizations

	Yes	No
1 Did the organization provide to each of its supported organizations, by the last day of the fifth month of the organization's tax year, (1) a written notice describing the type and amount of support provided during the prior tax year, (2) a copy of the Form 990 that was most recently filed as of the date of notification, and (3) copies of the organization's governing documents in effect on the date of notification, to the extent not previously provided?		
1		
2 Were any of the organization's officers, directors, or trustees either (i) appointed or elected by the supported organization(s) or (ii) serving on the governing body of a supported organization? If "No," explain in Part VI how the organization maintained a close and continuous working relationship with the supported organization(s).		
2		
3 By reason of the relationship described in (2), did the organization's supported organizations have a significant voice in the organization's investment policies and in directing the use of the organization's income or assets at all times during the tax year? If "Yes," describe in Part VI the role the organization's supported organizations played in this regard.		
3		

Section E. Type III Functionally-Integrated Supporting Organizations

1 Check the box next to the method that the organization used to satisfy the Integral Part Test during the year (see instructions):			
a <input type="checkbox"/> The organization satisfied the Activities Test. Complete line 2 below.			
b <input type="checkbox"/> The organization is the parent of each of its supported organizations. Complete line 3 below.			
c <input type="checkbox"/> The organization supported a governmental entity. Describe in Part VI how you supported a government entity (see instructions).			
2 Activities Test. Answer (a) and (b) below.			
a Did substantially all of the organization's activities during the tax year directly further the exempt purposes of the supported organization(s) to which the organization was responsive? If "Yes," then in Part VI identify those supported organizations and explain how these activities directly furthered their exempt purposes, how the organization was responsive to those supported organizations, and how the organization determined that these activities constituted substantially all of its activities.			
2a			
b Did the activities described in (a) constitute activities that, but for the organization's involvement, one or more of the organization's supported organization(s) would have been engaged in? If "Yes," explain in Part VI the reasons for the organization's position that its supported organization(s) would have engaged in these activities but for the organization's involvement.			
2b			
3 Parent of Supported Organizations. Answer (a) and (b) below.			
a Did the organization have the power to regularly appoint or elect a majority of the officers, directors, or trustees of each of the supported organizations? Provide details in Part VI .			
3a			
b Did the organization exercise a substantial degree of direction over the policies, programs, and activities of each of its supported organizations? If "Yes," describe in Part VI the role played by the organization in this regard.			
3b			

Part V Type III Non-Functionally Integrated 509(a)(3) Supporting Organizations

1 Check here if the organization satisfied the Integral Part Test as a qualifying trust on Nov. 20, 1970. See instructions. All other Type III non-functionally integrated supporting organizations must complete Sections A through E.

Section A - Adjusted Net Income		(A) Prior Year	(B) Current Year (optional)
1	Net short-term capital gain	1	
2	Recoveries of prior-year distributions	2	
3	Other gross income (see instructions)	3	
4	Add lines 1 through 3	4	
5	Depreciation and depletion	5	
6	Portion of operating expenses paid or incurred for production or collection of gross income or for management, conservation, or maintenance of property held for production of income (see instructions)	6	
7	Other expenses (see instructions)	7	
8	Adjusted Net Income (subtract lines 5, 6 and 7 from line 4)	8	

Section B - Minimum Asset Amount		(A) Prior Year	(B) Current Year (optional)
1	Aggregate fair market value of all non-exempt-use assets (see instructions for short tax year or assets held for part of year):		
a	Average monthly value of securities	1a	
b	Average monthly cash balances	1b	
c	Fair market value of other non-exempt-use assets	1c	
d	Total (add lines 1a, 1b, and 1c)	1d	
e	Discount claimed for blockage or other factors (explain in detail in Part VI):		
2	Acquisition indebtedness applicable to non-exempt-use assets	2	
3	Subtract line 2 from line 1d	3	
4	Cash deemed held for exempt use. Enter 1-1/2% of line 3 (for greater amount, see instructions).	4	
5	Net value of non-exempt-use assets (subtract line 4 from line 3)	5	
6	Multiply line 5 by .035	6	
7	Recoveries of prior-year distributions	7	
8	Minimum Asset Amount (add line 7 to line 6)	8	

Section C - Distributable Amount			Current Year
1	Adjusted net income for prior year (from Section A, line 8, Column A)	1	
2	Enter 85% of line 1	2	
3	Minimum asset amount for prior year (from Section B, line 8, Column A)	3	
4	Enter greater of line 2 or line 3	4	
5	Income tax imposed in prior year	5	
6	Distributable Amount. Subtract line 5 from line 4, unless subject to emergency temporary reduction (see instructions)	6	

7 Check here if the current year is the organization's first as a non-functionally-integrated Type III supporting organization (see instructions).

Part V Type III Non-Functionally Integrated 509(a)(3) Supporting Organizations (continued)

Section D - Distributions	Current Year
1 Amounts paid to supported organizations to accomplish exempt purposes	
2 Amounts paid to perform activity that directly furthers exempt purposes of supported organizations, in excess of income from activity	
3 Administrative expenses paid to accomplish exempt purposes of supported organizations	
4 Amounts paid to acquire exempt-use assets	
5 Qualified set-aside amounts (prior IRS approval required)	
6 Other distributions (describe in Part VI). See instructions.	
7 Total annual distributions. Add lines 1 through 6.	
8 Distributions to attentive supported organizations to which the organization is responsive (provide details in Part VI). See instructions.	
9 Distributable amount for 2014 from Section C, line 6	
10 Line 8 amount divided by Line 9 amount	

Section E - Distribution Allocations (see instructions)	(i) Excess Distributions	(ii) Underdistributions Pre-2014	(iii) Distributable Amount for 2014
1 Distributable amount for 2014 from Section C, line 6			
2 Underdistributions, if any, for years prior to 2014 (reasonable cause required-see instructions)			
3 Excess distributions carryover, if any, to 2014:			
a			
b			
c			
d			
e From 2013			
f Total of lines 3a through e			
g Applied to underdistributions of prior years			
h Applied to 2014 distributable amount			
i Carryover from 2009 not applied (see instructions)			
j Remainder. Subtract lines 3g, 3h, and 3i from 3f.			
4 Distributions for 2014 from Section D, line 7: \$			
a Applied to underdistributions of prior years			
b Applied to 2014 distributable amount			
c Remainder. Subtract lines 4a and 4b from 4.			
5 Remaining underdistributions for years prior to 2014, if any. Subtract lines 3g and 4a from line 2 (if amount greater than zero, see instructions).			
6 Remaining underdistributions for 2014. Subtract lines 3h and 4b from line 1 (if amount greater than zero, see instructions).			
7 Excess distributions carryover to 2015. Add lines 3j and 4c.			
8 Breakdown of line 7:			
a			
b			
c			
d Excess from 2013 . . .			
e Excess from 2014 . . .			

Schedule B
(Form 990, 990-EZ,
or 990-PF)
Department of the Treasury
Internal Revenue Service

Schedule of Contributors

OMB No. 1545-0047

2014

u Attach to Form 990, Form 990-EZ, or Form 990-PF.

u Information about Schedule B (Form 990, 990-EZ, 990-PF) and its instructions is at www.irs.gov/form990.

Name of the organization Angelwood, Inc.	Employer identification number 59-3212078
---	--

Organization type (check one):

- | | |
|--------------------|---|
| Filers of: | Section: |
| Form 990 or 990-EZ | <input checked="" type="checkbox"/> 501(c)(3) (enter number) organization |
| | <input type="checkbox"/> 4947(a)(1) nonexempt charitable trust not treated as a private foundation |
| | <input type="checkbox"/> 527 political organization |
| Form 990-PF | <input type="checkbox"/> 501(c)(3) exempt private foundation |
| | <input type="checkbox"/> 4947(a)(1) nonexempt charitable trust treated as a private foundation |
| | <input type="checkbox"/> 501(c)(3) taxable private foundation |

Check if your organization is covered by the **General Rule** or a **Special Rule**.

Note. Only a section 501(c)(7), (8), or (10) organization can check boxes for both the General Rule and a Special Rule. See instructions.

General Rule

- For an organization filing Form 990, 990-EZ, or 990-PF that received, during the year, contributions totaling \$5,000 or more (in money or property) from any one contributor. Complete Parts I and II. See instructions for determining a contributor's total contributions.

Special Rules

- For an organization described in section 501(c)(3) filing Form 990 or 990-EZ that met the 33¹/₃ % support test of the regulations under sections 509(a)(1) and 170(b)(1)(A)(vi), that checked Schedule A (Form 990 or 990-EZ), Part II, line 13, 16a, or 16b, and that received from any one contributor, during the year, total contributions of the greater of **(1)** \$5,000 or **(2)** 2% of the amount on (i) Form 990, Part VIII, line 1h, or (ii) Form 990-EZ, line 1. Complete Parts I and II.
- For an organization described in section 501(c)(7), (8), or (10) filing Form 990 or 990-EZ that received from any one contributor, during the year, total contributions of more than \$1,000 exclusively for religious, charitable, scientific, literary, or educational purposes, or for the prevention of cruelty to children or animals. Complete Parts I, II, and III.
- For an organization described in section 501(c)(7), (8), or (10) filing Form 990 or 990-EZ that received from any one contributor, during the year, contributions exclusively for religious, charitable, etc., purposes, but no such contributions totaled more than \$1,000. If this box is checked, enter here the total contributions that were received during the year for an exclusively religious, charitable, etc., purpose. Do not complete any of the parts unless the **General Rule** applies to this organization because it received nonexclusively religious, charitable, etc., contributions totaling \$5,000 or more during the year ► \$

Caution. An organization that is not covered by the General Rule and/or the Special Rules does not file Schedule B (Form 990, 990-EZ, or 990-PF), but it **must** answer "No" on Part IV, line 2, of its Form 990; or check the box on line H of its Form 990-EZ or on its Form 990-PF, Part I, line 2, to certify that it does not meet the filing requirements of Schedule B (Form 990, 990-EZ, or 990-PF).

Name of organization Angelwood, Inc.	Employer identification number 59-3212078
--	---

Part I Contributors (see instructions). Use duplicate copies of Part I if additional space is needed.

(a) No.	(b) Name, address, and ZIP + 4	(c) Total contributions	(d) Type of contribution
1	THOMAS KIRBO CHARITABLE TRUST 550 WATER STREET, SUITE 1327 JACKSONVILLE FL 32202	\$ 12,000	Person <input checked="" type="checkbox"/> Payroll <input type="checkbox"/> Noncash <input type="checkbox"/> (Complete Part II for noncash contributions.)
2	PILOT CORPORATION OF AMERICA 3855 REGENT BLVD JACKSONVILLE FL 32224	\$ 15,000	Person <input checked="" type="checkbox"/> Payroll <input type="checkbox"/> Noncash <input type="checkbox"/> (Complete Part II for noncash contributions.)
3	UNITED WAY OF NORTHEAST FLORIDA 1301 RIVERPLACE BLVD STE 400 JACKSONVILLE FL 32207	\$ 12,371	Person <input checked="" type="checkbox"/> Payroll <input type="checkbox"/> Noncash <input type="checkbox"/> (Complete Part II for noncash contributions.)
4	JOHN & PATRICIA RUTHERFORD 3817 VICKERS LAKE DR. JACKSONVILLE FL 32224	\$ 12,500	Person <input checked="" type="checkbox"/> Payroll <input type="checkbox"/> Noncash <input type="checkbox"/> (Complete Part II for noncash contributions.)
5	CAVAN FAMILY FOUNDATION 11432 CHASE MEADOWS DR. N. Jackson FL 32256	\$ 47,000	Person <input checked="" type="checkbox"/> Payroll <input type="checkbox"/> Noncash <input type="checkbox"/> (Complete Part II for noncash contributions.)
6	EDNA SPROULL WILLIAMS FOUNDATION PO BOX 40129 Jacksonville FL 32203	\$ 15,000	Person <input checked="" type="checkbox"/> Payroll <input type="checkbox"/> Noncash <input type="checkbox"/> (Complete Part II for noncash contributions.)

SCHEDULE D (Form 990)

Department of the Treasury Internal Revenue Service

Supplemental Financial Statements

u Complete if the organization answered "Yes" to Form 990, Part IV, line 6, 7, 8, 9, 10, 11a, 11b, 11c, 11d, 11e, 11f, 12a, or 12b. u Attach to Form 990.

u Information about Schedule D (Form 990) and its instructions is at www.irs.gov/form990.

OMB No. 1545-0047

2014

Open to Public Inspection

Name of the organization

Angelwood, Inc.

Employer identification number

59-3212078

Part I Organizations Maintaining Donor Advised Funds or Other Similar Funds or Accounts.

Complete if the organization answered "Yes" to Form 990, Part IV, line 6.

Table with 3 columns: Question, (a) Donor advised funds, (b) Funds and other accounts. Rows include total number at end of year, aggregate value of contributions, grants, and end of year, and two questions about donor advisement.

Part II Conservation Easements.

Complete if the organization answered "Yes" to Form 990, Part IV, line 7.

Table with 3 columns: Question, (a) Donor advised funds, (b) Funds and other accounts. Rows include purpose of conservation easements, total number and acreage, number of easements on historic structures, and monitoring expenses.

Part III Organizations Maintaining Collections of Art, Historical Treasures, or Other Similar Assets.

Complete if the organization answered "Yes" to Form 990, Part IV, line 8.

Table with 3 columns: Question, (a) Donor advised funds, (b) Funds and other accounts. Rows include reporting requirements for art and historical treasures.

Part III Organizations Maintaining Collections of Art, Historical Treasures, or Other Similar Assets (continued)

3 Using the organization's acquisition, accession, and other records, check any of the following that are a significant use of its collection items (check all that apply):

- a** Public exhibition
- b** Scholarly research
- c** Preservation for future generations
- d** Loan or exchange programs
- e** Other

4 Provide a description of the organization's collections and explain how they further the organization's exempt purpose in Part XIII.

5 During the year, did the organization solicit or receive donations of art, historical treasures, or other similar assets to be sold to raise funds rather than to be maintained as part of the organization's collection? Yes No

Part IV Escrow and Custodial Arrangements.

Complete if the organization answered "Yes" to Form 990, Part IV, line 9, or reported an amount on Form 990, Part X, line 21.

1a Is the organization an agent, trustee, custodian or other intermediary for contributions or other assets not included on Form 990, Part X? Yes No

b If "Yes," explain the arrangement in Part XIII and complete the following table:

- c** Beginning balance
- d** Additions during the year
- e** Distributions during the year
- f** Ending balance

	Amount
1c	
1d	
1e	
1f	

2a Did the organization include an amount on Form 990, Part X, line 21, for escrow or custodial account liability? Yes No

b If "Yes," explain the arrangement in Part XIII. Check here if the explanation has been provided in Part XIII

Part V Endowment Funds.

Complete if the organization answered "Yes" to Form 990, Part IV, line 10.

	(a) Current year	(b) Prior year	(c) Two years back	(d) Three years back	(e) Four years back
1a Beginning of year balance					
b Contributions					
c Net investment earnings, gains, and losses					
d Grants or scholarships					
e Other expenditures for facilities and programs					
f Administrative expenses					
g End of year balance					

2 Provide the estimated percentage of the current year end balance (line 1g, column (a)) held as:

- a** Board designated or quasi-endowment **u**
- b** Permanent endowment **u**
- c** Temporarily restricted endowment **u**

The percentages in lines 2a, 2b, and 2c should equal 100%.

3a Are there endowment funds not in the possession of the organization that are held and administered for the organization by:

- (i)** unrelated organizations
- (ii)** related organizations

	Yes	No
3a(i)		
3a(ii)		
3b		

b If "Yes" to 3a(ii), are the related organizations listed as required on Schedule R?

4 Describe in Part XIII the intended uses of the organization's endowment funds.

Part VI Land, Buildings, and Equipment.

Complete if the organization answered "Yes" to Form 990, Part IV, line 11a. See Form 990, Part X, line 10.

Description of property	(a) Cost or other basis (investment)	(b) Cost or other basis (other)	(c) Accumulated depreciation	(d) Book value
1a Land		298,641		298,641
b Buildings				
c Leasehold improvements				
d Equipment				
e Other				

Total. Add lines 1a through 1e. (Column (d) must equal Form 990, Part X, column (B), line 10c.) **u** **298,641**

Part VII Investments—Other Securities.

Complete if the organization answered "Yes" to Form 990, Part IV, line 11b. See Form 990, Part X, line 12.

(a) Description of security or category (including name of security)	(b) Book value	(c) Method of valuation: Cost or end-of-year market value
(1) Financial derivatives		
(2) Closely-held equity interests		
(3) Other		
(A)		
(B)		
(C)		
(D)		
(E)		
(F)		
(G)		
(H)		
Total. (Column (b) must equal Form 990, Part X, col. (B) line 12.) u		

Part VIII Investments—Program Related.

Complete if the organization answered "Yes" to Form 990, Part IV, line 11c. See Form 990, Part X, line 13.

(a) Description of investment	(b) Book value	(c) Method of valuation: Cost or end-of-year market value
(1)		
(2)		
(3)		
(4)		
(5)		
(6)		
(7)		
(8)		
(9)		
Total. (Column (b) must equal Form 990, Part X, col. (B) line 13.) u		

Part IX Other Assets.

Complete if the organization answered "Yes" to Form 990, Part IV, line 11d. See Form 990, Part X, line 15.

(a) Description	(b) Book value
(1)	
(2)	
(3)	
(4)	
(5)	
(6)	
(7)	
(8)	
(9)	
Total. (Column (b) must equal Form 990, Part X, col. (B) line 15.) u	

Part X Other Liabilities.

Complete if the organization answered "Yes" to Form 990, Part IV, line 11e or 11f. See Form 990, Part X, line 25.

1. (a) Description of liability	(b) Book value
(1) Federal income taxes	
(2) LONG TERM DEBT	816,242
(3) PAYROLL LIABILITIES	116,591
(4) LONG TERM DEBT--CURRENT PORTION	67,835
(5) LEASE PAYABLE	10,079
(6) LEASE PAYABLE - CURRENT PORTION	2,021
(7) ACCRUED EXPENSES	
(8)	
(9)	
Total. (Column (b) must equal Form 990, Part X, col. (B) line 25.) u	1,012,768

2. Liability for uncertain tax positions. In Part XIII, provide the text of the footnote to the organization's financial statements that reports the organization's liability for uncertain tax positions under FIN 48 (ASC 740). Check here if the text of the footnote has been provided in Part XIII

Part XI Reconciliation of Revenue per Audited Financial Statements With Revenue per Return.

Complete if the organization answered "Yes" to Form 990, Part IV, line 12a.

1	Total revenue, gains, and other support per audited financial statements		1	3,182,074
2	Amounts included on line 1 but not on Form 990, Part VIII, line 12:			
a	Net unrealized gains (losses) on investments	2a		
b	Donated services and use of facilities	2b		
c	Recoveries of prior year grants	2c		
d	Other (Describe in Part XIII.)	2d		
e	Add lines 2a through 2d		2e	
3	Subtract line 2e from line 1		3	3,182,074
4	Amounts included on Form 990, Part VIII, line 12, but not on line 1:			
a	Investment expenses not included on Form 990, Part VIII, line 7b	4a		
b	Other (Describe in Part XIII.)	4b		
c	Add lines 4a and 4b		4c	
5	Total revenue. Add lines 3 and 4c . (This must equal Form 990, Part I, line 12.)		5	3,182,074

Part XII Reconciliation of Expenses per Audited Financial Statements With Expenses per Return.

Complete if the organization answered "Yes" to Form 990, Part IV, line 12a.

1	Total expenses and losses per audited financial statements		1	3,083,732
2	Amounts included on line 1 but not on Form 990, Part IX, line 25:			
a	Donated services and use of facilities	2a		
b	Prior year adjustments	2b		
c	Other losses	2c		
d	Other (Describe in Part XIII.)	2d		544
e	Add lines 2a through 2d		2e	544
3	Subtract line 2e from line 1		3	3,083,188
4	Amounts included on Form 990, Part IX, line 25, but not on line 1:			
a	Investment expenses not included on Form 990, Part VIII, line 7b	4a		
b	Other (Describe in Part XIII.)	4b		
c	Add lines 4a and 4b		4c	
5	Total expenses. Add lines 3 and 4c . (This must equal Form 990, Part I, line 18.)		5	3,083,188

Part XIII Supplemental Information.

Provide the descriptions required for Part II, lines 3, 5, and 9; Part III, lines 1a and 4; Part IV, lines 1b and 2b; Part V, line 4; Part X, line 2; Part XI, lines 2d and 4b; and Part XII, lines 2d and 4b. Also complete this part to provide any additional information.

Part IV, Line 2b - Escrow Liability Arrangement Explanation

ANGELWOOD MAINTAINS BANK ACCOUNTS FOR THE CLIENTS WHO RECEIVE SOCIAL SECURITY/PENSION FUNDS. THESE BANK ACCOUNTS WHILE MANAGED BY ANGELWOOD, STILL BELONG TO THE CLIENTS.

Part XII, Line 2d - Expense Amounts Included in Financials - Other

Book / Tax Depreciation Difference \$ 544

**SCHEDULE G
(Form 990 or 990-EZ)**

Supplemental Information Regarding Fundraising or Gaming Activities

OMB No. 1545-0047

2014

Department of the Treasury
Internal Revenue Service

Complete if the organization answered "Yes" to Form 990, Part IV, lines 17, 18, or 19, or if the organization entered more than \$15,000 on Form 990-EZ, line 6a.

U Attach to Form 990 or Form 990-EZ.

U Information about Schedule G (Form 990 or 990-EZ) and its instructions is at www.irs.gov/form990.

Open to Public Inspection

Name of the organization

Angelwood, Inc.

Employer identification number

59-3212078

Part I Fundraising Activities. Complete if the organization answered "Yes" to Form 990, Part IV, line 17. Form 990-EZ filers are not required to complete this part.

1 Indicate whether the organization raised funds through any of the following activities. Check all that apply.

- a Mail solicitations
- b Internet and email solicitations
- c Phone solicitations
- d In-person solicitations
- e Solicitation of non-government grants
- f Solicitation of government grants
- g Special fundraising events

2a Did the organization have a written or oral agreement with any individual (including officers, directors, trustees or key employees listed in Form 990, Part VII) or entity in connection with professional fundraising services? Yes No

b If "Yes," list the ten highest paid individuals or entities (fundraisers) pursuant to agreements under which the fundraiser is to be compensated at least \$5,000 by the organization.

	(i) Name and address of individual or entity (fundraiser)	(ii) Activity	(iii) Did fundraiser have custody or control of contributions?		(iv) Gross receipts from activity	(v) Amount paid to (or retained by) fundraiser listed in col. (i)	(vi) Amount paid to (or retained by) organization
			Yes	No			
1							
2							
3							
4							
5							
6							
7							
8							
9							
10							
Total							

3 List all states in which the organization is registered or licensed to solicit contributions or has been notified it is exempt from registration or licensing.

.....

.....

.....

.....

Part II Fundraising Events. Complete if the organization answered "Yes" to Form 990, Part IV, line 18, or reported more than \$15,000 of fundraising event contributions and gross income on Form 990-EZ, lines 1 and 6b. List events with gross receipts greater than \$5,000.

		(a) Event #1	(b) Event #2	(c) Other events	(d) Total events
		FUNDRAISING (event type)	(event type)	None (total number)	(add col. (a) through col. (c))
Revenue	1	Gross receipts	293,097		293,097
	2	Less: Contributions	293,097		293,097
	3	Gross income (line 1 minus line 2)			
Direct Expenses	4	Cash prizes			
	5	Noncash prizes			
	6	Rent/facility costs			
	7	Food and beverages			
	8	Entertainment			
	9	Other direct expenses	110		110
	10	Direct expense summary. Add lines 4 through 9 in column (d)			
11	Net income summary. Subtract line 10 from line 3, column (d)				-110

Part III Gaming. Complete if the organization answered "Yes" to Form 990, Part IV, line 19, or reported more than \$15,000 on Form 990-EZ, line 6a.

		(a) Bingo	(b) Pull tabs/instant bingo/progressive bingo	(c) Other gaming	(d) Total gaming (add col. (a) through col. (c))	
Revenue	1	Gross revenue				
Direct Expenses	2	Cash prizes				
	3	Noncash prizes				
	4	Rent/facility costs				
	5	Other direct expenses				
	6	Volunteer labor	<input type="checkbox"/> Yes % <input type="checkbox"/> No	<input type="checkbox"/> Yes % <input type="checkbox"/> No	<input type="checkbox"/> Yes % <input type="checkbox"/> No	
	7	Direct expense summary. Add lines 2 through 5 in column (d)				
	8	Net gaming income summary. Subtract line 7 from line 1, column (d)				

9 Enter the state(s) in which the organization conducts gaming activities: _____
 a Is the organization licensed to conduct gaming activities in each of these states? Yes No

b If "No," explain: _____

10a Were any of the organization's gaming licenses revoked, suspended or terminated during the tax year? Yes No
 b If "Yes," explain: _____

SCHEDULE O
(Form 990 or 990-EZ)

Supplemental Information to Form 990 or 990-EZ

OMB No. 1545-0047

Complete to provide information for responses to specific questions on
Form 990 or 990-EZ or to provide any additional information.

2014

u Attach to Form 990 or 990-EZ.

**Open to Public
Inspection**

Department of the Treasury
Internal Revenue Service

u Information about Schedule O (Form 990 or 990-EZ) and its instructions is at www.irs.gov/form990.

Name of the organization

Angelwood, Inc.

Employer identification number

59-3212078

Form 990, Part III, Line 4d - All Other Accomplishment

**ANGELWOOD ACHIEVED IT'S PRIMARY PURPOSE BY PROVIDING SIX (6) GROUP HOMES
FOR FULL-TIME RESIDENTS, RESPITE (TEMPORARY)CHILDREN AND ADULTS. -**

Depreciation related

Form 990, Part VI, Line 11b - Organization's Process to Review Form 990

**THE FORM 990 IS REVIEWED BY THE ORGANIZATION'S EXECUTIVE DIRECTOR AND
FINANCE DEPARTMENT DIRECTOR.**

Form 990, Part VI, Line 19 - Governing Documents Disclosure Explanation

No documents available to the public.

Form 990, Part XI, Line 9 - Reconciliation of Changes - Other

Book / Tax Depreciation Difference \$ -544

Form **4562**

Department of the Treasury
Internal Revenue Service (99)

Depreciation and Amortization
(Including Information on Listed Property)
u Attach to your tax return.

u Information about Form 4562 and its separate instructions is at www.irs.gov/form4562.

OMB No. 1545-0172

2014

Attachment
Sequence No. **179**

Name(s) shown on return

Angelwood, Inc.

Identifying number

59-3212078

Business or activity to which this form relates

Indirect Depreciation

Part I Election To Expense Certain Property Under Section 179

Note: If you have any listed property, complete Part V before you complete Part I.

1	Maximum amount (see instructions)	1	500,000
2	Total cost of section 179 property placed in service (see instructions)	2	
3	Threshold cost of section 179 property before reduction in limitation (see instructions)	3	2,000,000
4	Reduction in limitation. Subtract line 3 from line 2. If zero or less, enter -0-	4	
5	Dollar limitation for tax year. Subtract line 4 from line 1. If zero or less, enter -0-. If married filing separately, see instructions	5	
6	(a) Description of property	(b) Cost (business use only)	(c) Elected cost
7	Listed property. Enter the amount from line 29	7	
8	Total elected cost of section 179 property. Add amounts in column (c), lines 6 and 7	8	
9	Tentative deduction. Enter the smaller of line 5 or line 8	9	
10	Carryover of disallowed deduction from line 13 of your 2013 Form 4562	10	
11	Business income limitation. Enter the smaller of business income (not less than zero) or line 5 (see instructions)	11	
12	Section 179 expense deduction. Add lines 9 and 10, but do not enter more than line 11	12	
13	Carryover of disallowed deduction to 2015. Add lines 9 and 10, less line 12	13	

Note: Do not use Part II or Part III below for listed property. Instead, use Part V.

Part II Special Depreciation Allowance and Other Depreciation (Do not include listed property.) (See instructions.)

14	Special depreciation allowance for qualified property (other than listed property) placed in service during the tax year (see instructions)	14	9,056
15	Property subject to section 168(f)(1) election	15	
16	Other depreciation (including ACRS)	16	25,701

Part III MACRS Depreciation (Do not include listed property.) (See instructions.)

Section A

17	MACRS deductions for assets placed in service in tax years beginning before 2014	17	36,840
18	If you are electing to group any assets placed in service during the tax year into one or more general asset accounts, check here <input checked="" type="checkbox"/> u		

Section B—Assets Placed in Service During 2014 Tax Year Using the General Depreciation System

(a) Classification of property	(b) Month and year placed in service	(c) Basis for depreciation (business/investment use only—see instructions)	(d) Recovery period	(e) Convention	(f) Method	(g) Depreciation deduction
19a 3-year property						
b 5-year property		24,131	5.0	MQ	200DB	1,207
c 7-year property		2,928	7.0	MQ	200DB	148
d 10-year property						
e 15-year property						
f 20-year property						
g 25-year property			25 yrs.		S/L	
h Residential rental property			27.5 yrs.	MM	S/L	
			27.5 yrs.	MM	S/L	
i Nonresidential real property			39 yrs.	MM	S/L	
				MM	S/L	

Section C—Assets Placed in Service During 2014 Tax Year Using the Alternative Depreciation System

20a Class life					S/L	
b 12-year			12 yrs.		S/L	
c 40-year			40 yrs.	MM	S/L	

Part IV Summary (See instructions.)

21	Listed property. Enter amount from line 28	21	
22	Total. Add amounts from line 12, lines 14 through 17, lines 19 and 20 in column (g), and line 21. Enter here and on the appropriate lines of your return. Partnerships and S corporations—see instructions	22	72,952
23	For assets shown above and placed in service during the current year, enter the portion of the basis attributable to section 263A costs	23	

For Paperwork Reduction Act Notice, see separate instructions.

Part V Listed Property (Include automobiles, certain other vehicles, certain aircraft, certain computers, and property used for entertainment, recreation, or amusement.)

Note: For any vehicle for which you are using the standard mileage rate or deducting lease expense, complete only 24a, 24b, columns (a) through (c) of Section A, all of Section B, and Section C if applicable.

Section A—Depreciation and Other Information (Caution: See the instructions for limits for passenger automobiles.)

24a Do you have evidence to support the business/investment use claimed? Yes No 24b If "Yes," is the evidence written? Yes No
(a) Type of property (list vehicles first) (b) Date placed in service (c) Business/investment use percentage (d) Cost or other basis (e) Basis for depreciation (business/investment use only) (f) Recovery period (g) Method/Convention (h) Depreciation deduction (i) Elected section 179 cost
25 Special depreciation allowance for qualified listed property placed in service during the tax year and used more than 50% in a qualified business use (see instructions) 25
26 Property used more than 50% in a qualified business use:
27 Property used 50% or less in a qualified business use:
28 Add amounts in column (h), lines 25 through 27. Enter here and on line 21, page 1 28
29 Add amounts in column (i), line 26. Enter here and on line 7, page 1 29

Section B—Information on Use of Vehicles

Complete this section for vehicles used by a sole proprietor, partner, or other "more than 5% owner," or related person. If you provided vehicles to your employees, first answer the questions in Section C to see if you meet an exception to completing this section for those vehicles.

30 Total business/investment miles driven during the year (do not include commuting miles)
31 Total commuting miles driven during the year
32 Total other personal (noncommuting) miles driven
33 Total miles driven during the year. Add lines 30 through 32
34 Was the vehicle available for personal use during off-duty hours?
35 Was the vehicle used primarily by a more than 5% owner or related person?
36 Is another vehicle available for personal use?
(a) Vehicle 1 (b) Vehicle 2 (c) Vehicle 3 (d) Vehicle 4 (e) Vehicle 5 (f) Vehicle 6
Yes No Yes No Yes No Yes No Yes No Yes No

Section C—Questions for Employers Who Provide Vehicles for Use by Their Employees

Answer these questions to determine if you meet an exception to completing Section B for vehicles used by employees who are not more than 5% owners or related persons (see instructions).

37 Do you maintain a written policy statement that prohibits all personal use of vehicles, including commuting, by your employees?
38 Do you maintain a written policy statement that prohibits personal use of vehicles, except commuting, by your employees? See the instructions for vehicles used by corporate officers, directors, or 1% or more owners
39 Do you treat all use of vehicles by employees as personal use?
40 Do you provide more than five vehicles to your employees, obtain information from your employees about the use of the vehicles, and retain the information received?
41 Do you meet the requirements concerning qualified automobile demonstration use? (See instructions.)
Note: If your answer to 37, 38, 39, 40, or 41 is "Yes," do not complete Section B for the covered vehicles.

Part VI Amortization

(a) Description of costs (b) Date amortization begins (c) Amortizable amount (d) Code section (e) Amortization period or percentage (f) Amortization for this year
42 Amortization of costs that begins during your 2014 tax year (see instructions):
43 Amortization of costs that began before your 2014 tax year 43 573
44 Total. Add amounts in column (f). See the instructions for where to report 44 573

59-3212078

Federal Asset Report

FYE: 9/30/2015

Form 990, Page 1

Asset	Description	Date In Service	Cost	Bus %	Sec 179 Bonus	Basis for Depr	Per Conv Meth	Prior	Current
5-year GDS Property:									
311	2008 Toyota Van-Transportation	7/16/15	18,000			18,000	5 MQ200DB	0	900
312	Dex Imaging Copier	9/12/15	12,262		X	6,131	5 MQ200DB	0	6,438
			<u>30,262</u>			<u>24,131</u>		<u>0</u>	<u>7,338</u>
7-year GDS Property:									
306	Scale for Hoyer Lift	6/26/15	1,182		X	591	7 MQ200DB	0	655
307	Utility Trailer	7/07/15	1,500		X	750	7 MQ200DB	0	777
308	Defibrillator Unit	9/22/15	1,057		X	529	7 MQ200DB	0	547
309	Defibrillator Unit	9/22/15	1,057		X	529	7 MQ200DB	0	547
310	Defibrillator Unit	9/22/15	1,057		X	529	7 MQ200DB	0	547
			<u>5,853</u>			<u>2,928</u>		<u>0</u>	<u>3,073</u>
Prior MACRS:									
1	BUILDING	8/31/95	120,900			120,900	39 MMS/L	59,288	3,100
2	CABINET DRAWER	11/19/96	1,598			1,598	39 MMS/L	732	41
3	ROOF	9/01/98	5,000			5,000	27 MMS/L	2,917	182
4	CARPET	9/01/98	1,398			1,398	7 HY 200DB	1,398	0
5	SEPTIC TANK SYSTEM	10/12/00	11,662			11,662	15 HY 150DB	10,629	688
6	HOT WATER HEATER	4/29/99	547			547	7 HY 200DB	547	0
7	VCR	5/31/01	85			85	5 HY 200DB	85	0
8	TABLE	11/15/01	150		X	105	7 HY 200DB	150	0
9	VCR	10/16/01	55		X	39	5 HY 200DB	55	0
10	AIR CONDITIONING UNIT	4/01/02	1,400		X	980	5 HY 200DB	1,400	0
13	DRAWER FILE CABINET	4/03/01	180			180	7 HY 200DB	180	0
14	DELL COMPUTER	1/15/01	1,104			1,104	5 HY 200DB	1,104	0
15	PRINTER/FAX/SCAN/COPY	8/13/03	199		X	100	5 HY 200DB	199	0
16	1998 FORD E-350 VAN	6/30/99	23,903			23,903	5 HY 200DB	21,412	0
17	WHEELCHAIR LIFT & INSTALLATION	9/06/01	1,800			1,800	5 HY 200DB	1,800	0
22	MATTRESS SETS	2/03/03	1,204		X	843	5 HY 200DB	1,204	0
23	DRESSERS	2/20/03	244		X	171	7 HY 200DB	244	0
24	MEDICINE CABINET	1/08/03	158		X	111	7 HY 200DB	158	0
25	BUILDING	5/01/01	109,359			109,359	27 MMS/L	53,188	3,977
26	LEATHER SOFA & LST	4/03/01	2,445			2,445	7 HY 200DB	2,445	0
27	HEADBOARD	4/03/01	250			250	7 HY 200DB	250	0
28	HEADBOARD	4/03/01	250			250	7 HY 200DB	250	0
29	LINGERIE CHEST	4/03/01	550			550	7 HY 200DB	550	0
30	NIGHT STAND	4/03/01	250			250	7 HY 200DB	250	0
31	MATTRESS & FOUNDATION	4/03/01	300			300	7 HY 200DB	300	0
32	MATTRESS & FOUNDATION	4/03/01	300			300	7 HY 200DB	300	0
33	BEDROOM SETUP	4/03/01	1,170			1,170	7 HY 200DB	1,170	0
34	MATTRESS& FOUNDATION	4/03/01	300			300	7 HY 200DB	300	0
35	BOOKCASE HDBD	4/03/01	250			250	7 HY 200DB	250	0
36	NIGHTSTAND	4/03/01	120			120	7 HY 200DB	120	0
37	DRESSER	4/03/01	350			350	7 HY 200DB	350	0
38	HEADBOARD	4/03/01	400			400	7 HY 200DB	400	0
39	DESK/HUTCH	4/03/01	600			600	7 HY 200DB	600	0
40	DESK CHAIR	4/03/01	100			100	7 HY 200DB	100	0
41	MATTRESS & FOUNDATION	4/03/01	300			300	7 HY 200DB	300	0
42	MIRROR	4/03/01	180			180	7 HY 200DB	180	0
43	DRAWER CHEST	4/03/01	600			600	7 HY 200DB	600	0
44	LINGERIE CHEST	4/03/01	550			550	7 HY 200DB	550	0
45	MATTRESS & FOUNDATION	4/03/01	300			300	7 HY 200DB	300	0
47	DESK/FILE CABINET	5/18/01	1,322			1,322	7 HY 200DB	1,322	0
48	ENTERTAINMENT CENTER	5/18/01	899			899	7 HY 200DB	899	0
50	FREEZER	5/18/01	442			442	7 HY 200DB	442	0
52	ELECTRIC RANGE	5/18/01	485			485	7 HY 200DB	485	0
54	KITCHEN APPLIANCE	6/11/01	120			120	7 HY 200DB	120	0
55	VCR	7/11/01	58			58	5 HY 200DB	58	0
56	DINING ROOM CHAIRS	4/17/03	130		X	91	7 HY 200DB	130	0
57	MATTRESS	6/30/03	263		X	131	7 HY 200DB	263	0
59	PRINTER/COPIER/FAX	5/30/01	600			600	5 HY 200DB	600	0
60	FILE CABINET	5/17/01	180			180	7 HY 200DB	180	0
61	OFFICE EQUIPMENT	5/24/01	160			160	7 HY 200DB	160	0
62	OFFICE EQUIPMENT	5/31/01	80			80	5 HY 200DB	80	0
64	COMPUTER/MONITOR	3/06/02	1,372		X	960	5 HY 200DB	1,372	0

59-3212078

Federal Asset Report

FYE: 9/30/2015

Form 990, Page 1

Asset	Description	Date In Service	Cost	Bus %	Sec 179	Sec Bonus	Basis for Depr	Per Conv	Meth	Prior	Current
66	BUILDING	3/03/95	76,600				76,600	39	MMS/L	38,382	1,964
67	IMPROVEMENTS	3/03/95	1,359				1,359	39	MMS/L	681	35
68	WOODEN FENCE & INSTALLATION	1/02/97	930				930	10	HY 200DB	930	0
69	STEEL GARAGE DOOR	2/12/97	574				574	7	HY 200DB	574	0
70	CARPET	6/10/97	1,000				1,000	7	HY 200DB	1,000	0
71	LEATHER SOFA/LVST	4/03/01	2,795				2,795	7	HY 200DB	2,795	0
73	BEDROOM FURNITURE	8/27/01	2,040				2,040	7	HY 200DB	2,040	0
74	WASHER	11/01/01	400			X	280	5	HY 200DB	400	0
75	FIRE ALARM SYSTEM	3/07/02	1,825			X	1,277	5	HY 200DB	1,825	0
76	AIR CONDITIONING UNIT	3/13/02	2,800			X	1,960	5	HY 200DB	2,800	0
77	MEDICINE CABINET	4/10/02	250			X	175	7	HY 200DB	250	0
78	MEDICINE CABINET	4/05/03	170			X	119	7	HY 200DB	170	0
79	DRESSER	8/06/03	230			X	115	7	HY 200DB	230	0
81	LANDSCAPING	4/10/95	515				515	15	HY 150DB	515	0
82	PRINTER/COPIER	4/26/01	278				278	5	HY 200DB	278	0
83	DELL COMPUTER	1/15/01	1,104				1,104	5	HY 200DB	1,104	0
84	COMPUTER/MONITOR	11/22/02	352			X	246	5	HY 200DB	352	0
85	DRAWER FILE CABINET	4/03/01	180				180	7	HY 200DB	180	0
86	OFFICE EQUIPMENT	5/18/01	700				700	5	HY 200DB	700	0
87	HP PRINTER	9/28/01	320			X	224	5	HY 200DB	320	0
88	FAX MACHINE	10/25/01	325			X	227	5	HY 200DB	325	0
89	PHONE SYSTEM	3/04/02	2,923			X	2,046	5	HY 200DB	2,923	0
90	2 DELL COMPUTERS & MONITORS	3/06/02	2,744			X	1,921	5	HY 200DB	2,744	0
91	REFRIGERATOR	5/01/02	260			X	182	5	HY 200DB	260	0
92	COMPUTER & MONITOR	5/15/02	550			X	385	5	HY 200DB	550	0
93	PRINTER/FAX/SCAN/COPY	5/30/01	600				600	5	HY 200DB	600	0
94	PHONE FOR PHONE SYSTEM	11/02/02	225			X	157	5	HY 200DB	225	0
95	BUILDING	2/20/03	139,900				139,900	39	MMS/L	41,701	3,587
96	FENCE AND YARD SUPPLIES	11/27/02	1,875			X	1,313	10	HY 200DB	1,875	0
97	FIRE ALARM SYSTEM	12/19/02	3,625			X	2,537	5	HY 200DB	3,625	0
98	SOD	1/13/02	164			X	115	15	HY 150DB	138	10
99	DRESSER W/ MIRROR	4/03/01	800				800	7	HY 200DB	800	0
102	CT COMPUTER	8/05/02	400			X	280	5	HY 200DB	400	0
103	PRINTER	9/25/02	940			X	658	5	HY 200DB	940	0
104	COMPUTER CABLE	5/18/94	32				32	5	HY 200DB	32	0
105	2 PRINTERS	5/16/94	767				767	5	HY 200DB	767	0
106	WHITE WASH MOBILE FILE	5/13/94	75				75	7	HY 200DB	75	0
108	486/40 MHZ COMPUTER SYS	5/09/94	2,132				2,132	5	HY 200DB	2,132	0
109	LANDSCAPING	4/05/95	275				275	7	HY 200DB	275	0
110	FLOWERS AND SHRUBS	4/04/95	690				690	7	HY 200DB	690	0
111	MATTRESS	6/29/02	658			X	461	5	HY 200DB	658	0
112	MATTRESS	6/27/02	639			X	447	5	HY 200DB	639	0
113	GARAGE DOOR	8/05/02	735			X	514	5	HY 200DB	735	0
114	OFFICE FURNITURE	9/30/02	149			X	104	7	HY 200DB	149	0
115	WHITE HOTPOINT REFR	7/22/97	225				225	7	HY 200DB	225	0
116	GOLD STAR VCR	4/08/94	110				110	5	HY 200DB	110	0
117	ARTWORK/PICTURES	4/25/94	357				357	7	HY 200DB	357	0
118	WATER SOFTENER SYSTEM	1/15/94	2,639				2,639	7	HY 200DB	2,639	0
119	SECRETARY CHAIR	5/12/94	32				32	7	HY 200DB	32	0
120	COMPUTER DESK	5/13/94	128				128	7	HY 200DB	128	0
122	COMPUTER WORKCENTER	5/13/94	191				191	7	HY 200DB	191	0
123	GAS LIFT TYPIST CHAIR	5/13/94	85				85	7	HY 200DB	85	0
125	ARTWORK (FRAMED)	5/15/94	327				327	7	HY 200DB	327	0
126	FURNITURE	12/26/94	600				600	7	HY 200DB	600	0
133	USED COMPUTER CABINET	2/17/97	175				175	7	HY 200DB	175	0
134	NEW COMPUTER CABINET	2/17/97	225				225	7	HY 200DB	225	0
135	FURN & FIXTURES	8/09/98	350				350	7	HY 200DB	350	0
136	FURN & FIXTURES	8/23/98	490				490	7	HY 200DB	490	0
151	COMPUTER	5/27/04	973			X	487	5	HY 200DB	973	0
152	COMPUTER	5/27/04	973			X	487	3	HY 200DB	973	0
153	COMPUTER	5/27/04	973			X	487	3	HY 200DB	973	0
154	COMPUTER	5/27/04	973			X	487	3	HY 200DB	973	0
155	COMPUTER	5/27/04	973			X	487	3	HY 200DB	973	0
156	DISHWASHER	9/30/04	299			X	149	5	HY 200DB	299	0
159	WASHER	9/30/04	403			X	201	5	HY 200DB	403	0
161	OLSON LANE	11/28/04	95,000				95,000	39	MMS/L	24,055	2,435
162	OLSON LANE	11/29/04	27,500				27,500	39	MMS/L	6,963	705
164	PROPERTY IMPROVEMENT	1/19/05	21,401				21,401	39	MMS/L	5,327	549
165	VAN-2006 Dodge Caravan	9/29/06	38,900				38,900	10	MQ200DB	34,118	2,550
166	LAPTOP COMPUTER	7/25/06	1,500				1,500	5	MQ200DB	1,500	0
167	LAPTOP COMPUTER-Fund R.	7/25/06	1,000				1,000	5	MQ200DB	1,000	0

59-3212078

Federal Asset Report

FYE: 9/30/2015

Form 990, Page 1

Asset	Description	Date In Service	Cost	Bus %	Sec 179 Bonus	Basis for Depr	Per Conv	Meth	Prior	Current
168	FILE CABINET	6/21/06	118			118	5	MQ200DB	118	0
169	TELEVISION	4/21/06	75			75	3	MQ200DB	75	0
170	LASER PRINTER	4/04/06	670			670	5	MQ200DB	670	0
171	STOVE	4/01/06	356			356	5	MQ200DB	356	0
172	TELEVISION	4/01/06	250			250	5	MQ200DB	250	0
174	COMPUTER	3/06/06	1,192			1,192	5	MQ200DB	1,192	0
175	RANGE	3/03/06	390			390	5	MQ200DB	390	0
176	KITCHEN CHAIRS	2/04/06	171			171	5	MQ200DB	171	0
177	DISHWASHER	1/09/06	297			297	5	MQ200DB	297	0
178	BUILDING IMPROVEMENT	9/30/06	104,000			104,000	39	MMS/L	21,444	2,667
179	TELEPHONE	1/16/07	240			240	3	HY 200DB	240	0
180	DRYER	3/20/07	245			245	5	HY 200DB	245	0
181	DISHWASHER	3/20/07	350			350	5	HY 200DB	350	0
182	DRYER	3/20/07	278			278	5	HY 200DB	278	0
183	FILE CABINET - BEHAVIOR	4/24/07	134			134	5	HY 200DB	134	0
184	2 SOFAS, 2 END TABLES	5/11/07	1,950			1,950	7	HY 200DB	1,950	0
185	RANGE	5/11/07	336			336	5	HY 200DB	336	0
186	WASHER	5/11/07	510			510	5	HY 200DB	510	0
187	2 MONACH CHAIRS	6/20/07	158			158	5	HY 200DB	158	0
188	REFRIGERATOR - CAMP	7/20/07	358			358	7	HY 200DB	358	0
189	DISHWATER	7/20/07	497			497	7	HY 200DB	497	0
190	TABLE & CHAIR	8/01/07	183			183	5	HY 200DB	183	0
191	CABINET	9/13/07	250			250	7	HY 200DB	250	0
192	AIR CONDITION	9/25/07	112			112	3	HY 200DB	112	0
193	FILING CABINET - ADT	9/29/07	270			270	7	HY 200DB	270	0
194	RADIATOR	9/25/07	74			74	3	HY 200DB	74	0
195	MATTRESS FOR AUTUMN	8/08/07	230			230	5	HY 200DB	230	0
196	MATTRESS FOR DWIGHT	5/08/07	230			230	5	HY 200DB	230	0
197	MATTRESS FOR TRAVIS	5/08/07	230			230	5	HY 200DB	230	0
198	2003 CHRYSLER VOYAGER	3/14/03	19,413		X	13,589	7	HY 200DB	19,413	0
	Sold/Scrapped: 9/30/15									
199	2005 CHRYSLER VAN	1/24/05	17,958			17,958	7	HY 200DB	17,958	0
	Sold/Scrapped: 9/30/15									
202	LAPTOP COMPUTER	12/18/07	564			564	3	MQ200DB	564	0
203	LAPTOP COMPUTER	12/18/07	564			564	3	MQ200DB	564	0
204	40 GALLON HEATER	3/28/08	845		X	422	7	MQ200DB	817	28
205	DRESSER - IVEY GOFF	10/01/07	481			481	7	MQ200DB	476	5
206	6 KITCHEN CHAIRS	10/25/07	310			310	5	MQ200DB	310	0
207	DISHWASHER	11/05/07	436			436	7	MQ200DB	431	5
208	2 KITCHEN CHAIRS	11/09/07	178			178	5	MQ200DB	178	0
209	6 CHAIRS AND TABLE	1/10/08	400		X	200	5	MQ200DB	400	0
210	2 BENCHES FOR TABLE	3/10/08	268		X	134	7	MQ200DB	259	9
211	2 DISPLAY SPEAKER PHONE	3/12/08	390		X	195	5	MQ200DB	390	0
212	MD RANGE	3/26/08	387		X	194	7	MQ200DB	374	13
213	EXERCISE MAT FOR CAMP	5/26/08	316		X	158	3	MQ200DB	316	0
214	WHEEL CHAIR	6/09/08	137		X	68	5	MQ200DB	137	0
215	DISHWASHER	6/26/08	124		X	62	5	MQ200DB	124	0
216	GENERATOR	9/03/08	400		X	200	5	MQ200DB	400	0
217	GENERATOR	9/03/08	400		X	200	5	MQ200DB	400	0
218	IMPROVEMENT	3/28/08	845		X	422	10	MQ200DB	658	55
219	IMPROVEMENT	6/11/08	512		X	256	10	MQ200DB	390	34
220	IMPROVEMENT	6/13/08	800		X	400	10	MQ200DB	610	52
221	IMPROVEMENT	6/25/08	250		X	125	10	MQ200DB	191	16
222	IMPROVEMENT	6/26/08	171		X	85	10	MQ200DB	131	11
223	IMPROVEMENT	7/07/08	5,700		X	2,850	10	MQ200DB	4,252	374
224	2006 DODGE GRAND CARAVAN	6/18/08	35,214		X	17,607	7	MQ200DB	33,265	1,949
225	BROTHER PRINTER	9/04/08	180		X	90	3	MQ200DB	180	0
226	Improvement - Builder Care Donated	9/30/08	70,120		X	43,511	20	MQ150DB	26,609	3,263
227	Improvement - Builder Care Donated	9/30/08	1,000		X	621	20	MQ150DB	379	47
229	FURNITURE	10/26/08	122		X	61	7	HY 200DB	114	5
230	FURNITURE	10/26/08	179		X	89	7	HY 200DB	167	8
231	FURNITURE	6/11/09	395		X	197	7	HY 200DB	369	17
232	FURNITURE	6/11/09	395		X	197	7	HY 200DB	369	17
233	FURNITURE	6/11/09	290		X	145	7	HY 200DB	271	13
234	FURNITURE	6/11/09	341		X	170	7	HY 200DB	318	15
235	FURNITURE	6/11/09	530		X	265	7	HY 200DB	495	23
236	FURNITURE	8/26/09	558		X	279	7	HY 200DB	521	24
237	EQUIPMENT - MISC	10/30/08	189		X	94	7	HY 200DB	177	8
238	EQUIPMENT-MISC	3/31/09	208		X	104	7	HY 200DB	194	9
239	EQUIPMENT - MISC	4/25/09	226		X	113	7	HY 200DB	211	10
242	EQUIPMENT-Fund R.	10/09/08	150		X	75	7	HY 200DB	140	7

Federal Asset Report

Form 990, Page 1

Asset	Description	Date In Service	Cost	Bus %	Sec 179	Bonus	Basis for Depr	PerConv Meth	Prior	Current	
243	IMPROVEMENTS-septic tank	3/05/09	500		X		250	10 HY 200DB	426	17	
244	SEPTIC	6/08/09	10,000		X		5,000	10 HY 200DB	8,525	328	
245	IMPROVEMENT	1/01/09	17,305		X		8,652	10 HY 200DB	14,753	567	
246	IMPROVEMENT-septic tank	1/01/09	5,000		X		2,500	10 HY 200DB	4,263	164	
247	TOILET & RAILS	1/20/10	313		X		157	10 MQ200DB	257	11	
248	WINDOWS	1/28/10	267		X		134	10 MQ200DB	219	10	
249	TILE FLOORS	4/18/10	240		X		120	10 MQ200DB	195	9	
250	A/C Thermostat	4/26/10	345		X		172	10 MQ200DB	280	13	
251	A/C CIRCUIT BD.	6/28/10	233		X		117	10 MQ200DB	189	9	
252	WATER VALVE	7/11/10	140		X		70	10 MQ200DB	112	5	
253	A/C CAPACITOR	8/23/10	138		X		69	10 MQ200DB	110	6	
254	A/C THERMOSTAT	9/11/10	366		X		0	10 MQ200DB	366	0	
255	WASHER	12/21/09	400		X		200	5 MQ200DB	397	3	
256	DRYER	1/26/10	330		X		165	5 MQ200DB	323	7	
257	SHOWER BED	3/26/10	817		X		408	5 MQ200DB	800	17	
258	SHOWER BED	4/12/10	115		X		57	5 MQ200DB	111	4	
259	REFRIGERATOR	7/26/10	1,450		X		725	5 MQ200DB	1,381	69	
260	REFRIGERATOR	8/26/10	525		X		262	5 MQ200DB	500	25	
261	TABLE & CHAIRS	9/14/10	175		X		0	5 MQ200DB	175	0	
263	MATTRESS	11/16/10	249		X		0	7 MQ200DB	249	0	
264	BED	11/26/10	144		X		0	7 MQ200DB	144	0	
265	TV	3/26/11	190		X		0	7 MQ200DB	190	0	
266	SOFA & LOVESEAT	4/26/11	739		X		0	7 MQ200DB	739	0	
267	PORTABLE MATS-behavior	4/26/11	941		X		0	7 MQ200DB	941	0	
268	REFRIGERATOR	7/08/11	390		X		0	5 MQ200DB	390	0	
269	SHOWER MATTRESS	5/26/11	191		X		0	5 MQ200DB	191	0	
270	REFRIGERATOR	7/01/11	359		X		0	5 MQ200DB	359	0	
271	LAPTOP	7/12/11	597		X		0	5 MQ200DB	597	0	
Sold/Scrapped: 9/30/15											
272	LAPTOP	7/12/11	599		X		0	5 MQ200DB	599	0	
273	COMPUTER-Admin	8/12/11	720		X		0	5 MQ200DB	720	0	
274	COMPUTER	9/13/11	579		X		0	5 MQ200DB	579	0	
275	2005 TOYOTA SIENNA-ADT	10/15/10	11,899				11,899	5 MQ200DB	10,425	1,310	
276	2005 TOYOTA SIENNA	9/26/11	10,449				10,449	5 MQ200DB	8,305	1,143	
277	SOFA & CHAIR-donated	10/01/10	400		X		0	7 MQ200DB	400	0	
282	2004 Toyota Sienna	2/22/12	13,149				13,149	5 HY 200DB	9,362	1,515	
283	2004 Toyota Sienna	5/25/12	11,681				11,681	5 HY 200DB	8,317	1,345	
288	Large Pacer for ADT	4/14/14	1,860		X		930	7 HY 200DB	1,063	228	
289	Onsite Defibrillator - ADT	5/22/14	1,143		X		572	7 HY 200DB	653	140	
290	Van	6/01/14	4,000		X		2,000	5 HY 200DB	2,400	640	
298	5 Computer Work Stations-ADT	9/12/14	1,000		X		500	5 HY 200DB	600	160	
299	Computer with software	9/05/14	200		X		100	5 HY 200DB	120	32	
300	Computer with software	9/05/14	200		X		100	5 HY 200DB	120	32	
301	Computer with software	9/05/14	200		X		100	5 HY 200DB	120	32	
302	Computer with software	9/05/14	200		X		100	5 HY 200DB	120	32	
303	Computer with software	9/05/14	400		X		200	5 HY 200DB	240	64	
304	Computer with software-ADT	9/05/14	800		X		400	5 HY 200DB	480	128	
305	Washer, dryer, & dishwasher	6/01/14	2,186		X		1,093	7 HY 200DB	1,249	268	
			<u>1,129,553</u>				<u>1,028,241</u>			<u>603,788</u>	<u>36,840</u>

Other Depreciation:

12	LAND	8/31/95	25,000				25,000	0 -- Land	0	0
58	LAND	5/01/01	25,000				25,000	0 -- Land	0	0
80	LAND	3/03/95	10,000				10,000	0 -- Land	0	0
160	OLSON LANE	11/28/04	15,000				15,000	0 -- Land	0	0
262	IMPROVEMENTS-CDBG	8/08/11	29,573				29,573	27 MO S/L	3,405	1,076
278	IMPROVEMENTS-CDBG	8/08/11	25,794				25,794	27 MO S/L	2,970	938
279	IMPROVEMENTS-CDBG	8/08/11	15,517				15,517	27 MO S/L	1,787	564
280	IMPROVEMENTS-CDBG	8/08/11	52,788				52,788	27 MO S/L	6,079	1,919
281	IMPROVEMENTS-CDBG	8/08/11	7,155				7,155	27 MO S/L	824	260
284	Phillip's Highway Building	9/01/13	471,359				471,359	39 MO S/L	13,093	12,086
285	Land - Phillips Highway	9/01/13	158,641				158,641	0 -- Land	0	0
286	Improvements - Phillips Highway	9/01/13	75,939				75,939	39 MO S/L	2,121	1,948
291	Loan Closing Costs - GC	12/12/13	3,902				3,902	30 MO S/L	108	130
292	Improvements - Grassey Cay	6/01/14	39,576				39,576	39 MO S/L	338	1,015
293	Land - Grassey Cay	6/01/14	65,000				65,000	0 -- Land	0	0
294	House - Grassey Cay	6/01/14	155,000				155,000	39 MO S/L	1,325	3,974
295	JEA Pump Station	1/21/14	2,787				2,787	39 MO S/L	48	71
296	Sewer - Phillips Pkwy	9/17/14	65,913				65,913	39 MO S/L	0	1,690

Federal Asset Report

Form 990, Page 1

Asset	Description	Date In Service	Cost	Bus %	Sec 179 Bonus	Basis for Depr	PerConv Meth	Prior	Current
297	Two window replacements	1/24/14	1,140			1,140	39 MO S/L	19	30
	Total Other Depreciation		<u>1,245,084</u>			<u>1,245,084</u>		<u>32,117</u>	<u>25,701</u>
	Total ACRS and Other Depreciation		<u>1,245,084</u>			<u>1,245,084</u>		<u>32,117</u>	<u>25,701</u>
Amortization:									
287	Loan Closing Costs	5/25/13	11,473			11,473	20 MO Amort	813	573
			<u>11,473</u>			<u>11,473</u>		<u>813</u>	<u>573</u>
	Grand Totals		2,422,225			2,311,857		636,718	73,525
	Less: Dispositions and Transfers		37,968			31,547		37,968	0
	Less: Start-up/Org Expense		0			0		0	0
	Net Grand Totals		<u>2,384,257</u>			<u>2,280,310</u>		<u>598,750</u>	<u>73,525</u>

59-3212078

State Asset Report

FYE: 9/30/2015

Form 990, Page 1

Asset	Description	Date In Service	Cost	Basis for Depr	State Prior	State Current	Federal Current	Difference Fed - State
5-year GDS Property:								
311	2008 Toyota Van-Transportation	7/16/15	18,000	18,000	0	900	900	0
312	Dex Imaging Copier	9/12/15	12,262	6,131	0	6,438	6,438	0
			<u>30,262</u>	<u>24,131</u>	<u>0</u>	<u>7,338</u>	<u>7,338</u>	<u>0</u>
7-year GDS Property:								
306	Scale for Hoyer Lift	6/26/15	1,182	591	0	655	655	0
307	Utility Trailer	7/07/15	1,500	750	0	777	777	0
308	Defibrillator Unit	9/22/15	1,057	529	0	547	547	0
309	Defibrillator Unit	9/22/15	1,057	529	0	547	547	0
310	Defibrillator Unit	9/22/15	1,057	529	0	547	547	0
			<u>5,853</u>	<u>2,928</u>	<u>0</u>	<u>3,073</u>	<u>3,073</u>	<u>0</u>
Prior MACRS:								
1	BUILDING	8/31/95	120,900	120,900	59,288	3,100	3,100	0
2	CABINET DRAWER	11/19/96	1,598	1,598	732	41	41	0
3	ROOF	9/01/98	5,000	5,000	2,917	182	182	0
4	CARPET	9/01/98	1,398	1,398	1,398	0	0	0
5	SEPTIC TANK SYSTEM	10/12/00	11,662	11,662	10,629	688	688	0
6	HOT WATER HEATER	4/29/99	547	547	547	0	0	0
7	VCR	5/31/01	85	85	85	0	0	0
8	TABLE	11/15/01	150	105	150	0	0	0
9	VCR	10/16/01	55	39	55	0	0	0
10	AIR CONDITIONING UNIT	4/01/02	1,400	980	1,400	0	0	0
13	DRAWER FILE CABINET	4/03/01	180	180	180	0	0	0
14	DELL COMPUTER	1/15/01	1,104	1,104	1,104	0	0	0
15	PRINTER/FAX/SCAN/COPY	8/13/03	199	100	199	0	0	0
16	1998 FORD E-350 VAN	6/30/99	23,903	23,903	21,412	0	0	0
17	WHEELCHAIR LIFT & INSTALLATION	9/06/01	1,800	1,800	1,800	0	0	0
22	MATTRESS SETS	2/03/03	1,204	843	1,204	0	0	0
23	DRESSERS	2/20/03	244	171	244	0	0	0
24	MEDICINE CABINET	1/08/03	158	111	158	0	0	0
25	BUILDING	5/01/01	109,359	109,359	53,188	3,977	3,977	0
26	LEATHER SOFA & LST	4/03/01	2,445	2,445	2,445	0	0	0
27	HEADBOARD	4/03/01	250	250	250	0	0	0
28	HEADBOARD	4/03/01	250	250	250	0	0	0
29	LINGERIE CHEST	4/03/01	550	550	550	0	0	0
30	NIGHT STAND	4/03/01	250	250	250	0	0	0
31	MATTRESS & FOUNDATION	4/03/01	300	300	300	0	0	0
32	MATTRESS & FOUNDATION	4/03/01	300	300	300	0	0	0
33	BEDROOM SETUP	4/03/01	1,170	1,170	1,170	0	0	0
34	MATTRESS& FOUNDATION	4/03/01	300	300	300	0	0	0
35	BOOKCASE HDBD	4/03/01	250	250	250	0	0	0
36	NIGHTSTAND	4/03/01	120	120	120	0	0	0
37	DRESSER	4/03/01	350	350	350	0	0	0
38	HEADBOARD	4/03/01	400	400	400	0	0	0
39	DESK/HUTCH	4/03/01	600	600	600	0	0	0
40	DESK CHAIR	4/03/01	100	100	100	0	0	0
41	MATTRESS & FOUNDATION	4/03/01	300	300	300	0	0	0
42	MIRROR	4/03/01	180	180	180	0	0	0
43	DRAWER CHEST	4/03/01	600	600	600	0	0	0
44	LINGERIE CHEST	4/03/01	550	550	550	0	0	0
45	MATTRESS & FOUNDATION	4/03/01	300	300	300	0	0	0
47	DESK/FILE CABINET	5/18/01	1,322	1,322	1,322	0	0	0
48	ENTERTAINMENT CENTER	5/18/01	899	899	899	0	0	0
50	FREEZER	5/18/01	442	442	442	0	0	0
52	ELECTRIC RANGE	5/18/01	485	485	485	0	0	0
54	KITCHEN APPLIANCE	6/11/01	120	120	120	0	0	0
55	VCR	7/11/01	58	58	58	0	0	0
56	DINING ROOM CHAIRS	4/17/03	130	91	130	0	0	0
57	MATTRESS	6/30/03	263	131	263	0	0	0
59	PRINTER/COPIER/FAX	5/30/01	600	600	600	0	0	0
60	FILE CABINET	5/17/01	180	180	180	0	0	0
61	OFFICE EQUIPMENT	5/24/01	160	160	160	0	0	0
62	OFFICE EQUIPMENT	5/31/01	80	80	80	0	0	0
64	COMPUTER/MONITOR	3/06/02	1,372	960	1,372	0	0	0

59-3212078

State Asset Report

FYE: 9/30/2015

Form 990, Page 1

Asset	Description	Date In Service	Cost	Basis for Depr	State Prior	State Current	Federal Current	Difference Fed - State
66	BUILDING	3/03/95	76,600	76,600	38,382	1,964	1,964	0
67	IMPROVEMENTS	3/03/95	1,359	1,359	681	35	35	0
68	WOODEN FENCE & INSTALLATION	1/02/97	930	930	930	0	0	0
69	STEEL GARAGE DOOR	2/12/97	574	574	574	0	0	0
70	CARPET	6/10/97	1,000	1,000	1,000	0	0	0
71	LEATHER SOFA/LVST	4/03/01	2,795	2,795	2,795	0	0	0
73	BEDROOM FURNITURE	8/27/01	2,040	2,040	2,040	0	0	0
74	WASHER	11/01/01	400	280	400	0	0	0
75	FIRE ALARM SYSTEM	3/07/02	1,825	1,277	1,825	0	0	0
76	AIR CONDITIONING UNIT	3/13/02	2,800	1,960	2,800	0	0	0
77	MEDICINE CABINET	4/10/02	250	175	250	0	0	0
78	MEDICINE CABINET	4/05/03	170	119	170	0	0	0
79	DRESSER	8/06/03	230	115	230	0	0	0
81	LANDSCAPING	4/10/95	515	515	515	0	0	0
82	PRINTER/COPIER	4/26/01	278	278	278	0	0	0
83	DELL COMPUTER	1/15/01	1,104	1,104	1,104	0	0	0
84	COMPUTER/MONITOR	11/22/02	352	246	352	0	0	0
85	DRAWER FILE CABINET	4/03/01	180	180	180	0	0	0
86	OFFICE EQUIPMENT	5/18/01	700	700	700	0	0	0
87	HP PRINTER	9/28/01	320	224	320	0	0	0
88	FAX MACHINE	10/25/01	325	227	325	0	0	0
89	PHONE SYSTEM	3/04/02	2,923	2,046	2,923	0	0	0
90	2 DELL COMPUTERS & MONITORS	3/06/02	2,744	1,921	2,744	0	0	0
91	REFRIGERATOR	5/01/02	260	182	260	0	0	0
92	COMPUTER & MONITOR	5/15/02	550	385	550	0	0	0
93	PRINTER/FAX/SCAN/COPY	5/30/01	600	600	600	0	0	0
94	PHONE FOR PHONE SYSTEM	11/02/02	225	157	225	0	0	0
95	BUILDING	2/20/03	139,900	139,900	41,701	3,587	3,587	0
96	FENCE AND YARD SUPPLIES	11/27/02	1,875	1,313	1,875	0	0	0
97	FIRE ALARM SYSTEM	12/19/02	3,625	2,537	3,625	0	0	0
98	SOD	1/13/02	164	115	138	10	10	0
99	DRESSER W/ MIRROR	4/03/01	800	800	800	0	0	0
102	CT COMPUTER	8/05/02	400	280	400	0	0	0
103	PRINTER	9/25/02	940	658	940	0	0	0
104	COMPUTER CABLE	5/18/94	32	32	32	0	0	0
105	2 PRINTERS	5/16/94	767	767	767	0	0	0
106	WHITE WASH MOBILE FILE	5/13/94	75	75	75	0	0	0
108	486/40 MHZ COMPUTER SYS	5/09/94	2,132	2,132	2,132	0	0	0
109	LANDSCAPING	4/05/95	275	275	275	0	0	0
110	FLOWERS AND SHRUBS	4/04/95	690	690	690	0	0	0
111	MATTRESS	6/29/02	658	461	658	0	0	0
112	MATTRESS	6/27/02	639	447	639	0	0	0
113	GARAGE DOOR	8/05/02	735	514	735	0	0	0
114	OFFICE FURNITURE	9/30/02	149	104	149	0	0	0
115	WHITE HOTPOINT REFR	7/22/97	225	225	225	0	0	0
116	GOLD STAR VCR	4/08/94	110	110	110	0	0	0
117	ARTWORK/PICTURES	4/25/94	357	357	357	0	0	0
118	WATER SOFTENER SYSTEM	1/15/94	2,639	2,639	2,639	0	0	0
119	SECRETARY CHAIR	5/12/94	32	32	32	0	0	0
120	COMPUTER DESK	5/13/94	128	128	128	0	0	0
122	COMPUTER WORKCENTER	5/13/94	191	191	191	0	0	0
123	GAS LIFT TYPIST CHAIR	5/13/94	85	85	85	0	0	0
125	ARTWORK (FRAMED)	5/15/94	327	327	327	0	0	0
126	FURNITURE	12/26/94	600	600	600	0	0	0
133	USED COMPUTER CABINET	2/17/97	175	175	175	0	0	0
134	NEW COMPUTER CABINET	2/17/97	225	225	225	0	0	0
135	FURN & FIXTURES	8/09/98	350	350	350	0	0	0
136	FURN & FIXTURES	8/23/98	490	490	490	0	0	0
151	COMPUTER	5/27/04	973	487	973	0	0	0
152	COMPUTER	5/27/04	973	487	973	0	0	0
153	COMPUTER	5/27/04	973	487	973	0	0	0
154	COMPUTER	5/27/04	973	487	973	0	0	0
155	COMPUTER	5/27/04	973	487	973	0	0	0
156	DISHWASHER	9/30/04	299	149	299	0	0	0
159	WASHER	9/30/04	403	201	403	0	0	0
161	OLSON LANE	11/28/04	95,000	95,000	24,055	2,435	2,435	0
162	OLSON LANE	11/29/04	27,500	27,500	6,963	705	705	0
164	PROPERTY IMPROVEMENT	1/19/05	21,401	21,401	5,327	549	549	0
165	VAN-2006 Dodge Caravan	9/29/06	38,900	38,900	34,118	2,550	2,550	0
166	LAPTOP COMPUTER	7/25/06	1,500	1,500	1,500	0	0	0
167	LAPTOP COMPUTER-Fund R.	7/25/06	1,000	1,000	1,000	0	0	0

59-3212078

State Asset Report

FYE: 9/30/2015

Form 990, Page 1

Asset	Description	Date In Service	Cost	Basis for Depr	State Prior	State Current	Federal Current	Difference Fed - State
168	FILE CABINET	6/21/06	118	118	118	0	0	0
169	TELEVISION	4/21/06	75	75	75	0	0	0
170	LASER PRINTER	4/04/06	670	670	670	0	0	0
171	STOVE	4/01/06	356	356	356	0	0	0
172	TELEVISION	4/01/06	250	250	250	0	0	0
174	COMPUTER	3/06/06	1,192	1,192	1,192	0	0	0
175	RANGE	3/03/06	390	390	390	0	0	0
176	KITCHEN CHAIRS	2/04/06	171	171	171	0	0	0
177	DISHWASHER	1/09/06	297	297	297	0	0	0
178	BUILDING IMPROVEMENT	9/30/06	104,000	104,000	21,444	2,667	2,667	0
179	TELEPHONE	1/16/07	240	240	240	0	0	0
180	DRYER	3/20/07	245	245	245	0	0	0
181	DISHWASHER	3/20/07	350	350	350	0	0	0
182	DRYER	3/20/07	278	278	278	0	0	0
183	FILE CABINET - BEHAVIOR	4/24/07	134	134	134	0	0	0
184	2 SOFAS, 2 END TABLES	5/11/07	1,950	1,950	1,950	0	0	0
185	RANGE	5/11/07	336	336	336	0	0	0
186	WASHER	5/11/07	510	510	510	0	0	0
187	2 MONACH CHAIRS	6/20/07	158	158	158	0	0	0
188	REFRIGERATOR - CAMP	7/20/07	358	358	358	0	0	0
189	DISHWATER	7/20/07	497	497	497	0	0	0
190	TABLE & CHAIR	8/01/07	183	183	183	0	0	0
191	CABINET	9/13/07	250	250	250	0	0	0
192	AIR CONDITION	9/25/07	112	112	112	0	0	0
193	FILING CABINET - ADT	9/29/07	270	270	270	0	0	0
194	RADIATOR	9/25/07	74	74	74	0	0	0
195	MATTRESS FOR AUTUMN	8/08/07	230	230	230	0	0	0
196	MATTRESS FOR DWIGHT	5/08/07	230	230	230	0	0	0
197	MATTRESS FOR TRAVIS	5/08/07	230	230	230	0	0	0
198	2003 CHRYSLER VOYAGER	3/14/03	19,413	13,589	19,413	0	0	0
	Sold/Scrapped: 9/30/15							
199	2005 CHRYSLER VAN	1/24/05	17,958	17,958	17,958	0	0	0
	Sold/Scrapped: 9/30/15							
202	LAPTOP COMPUTER	12/18/07	564	564	564	0	0	0
203	LAPTOP COMPUTER	12/18/07	564	564	564	0	0	0
204	40 GALLON HEATER	3/28/08	845	422	817	28	28	0
205	DRESSER - IVEY GOFF	10/01/07	481	481	476	5	5	0
206	6 KITCHEN CHAIRS	10/25/07	310	310	310	0	0	0
207	DISHWASHER	11/05/07	436	436	431	5	5	0
208	2 KITCHEN CHAIRS	11/09/07	178	178	178	0	0	0
209	6 CHAIRS AND TABLE	1/10/08	400	200	400	0	0	0
210	2 BENCHES FOR TABLE	3/10/08	268	134	259	9	9	0
211	2 DISPLAY SPEAKER PHONE	3/12/08	390	195	390	0	0	0
212	MD RANGE	3/26/08	387	194	374	13	13	0
213	EXERCISE MAT FOR CAMP	5/26/08	316	158	316	0	0	0
214	WHEEL CHAIR	6/09/08	137	68	137	0	0	0
215	DISHWASHER	6/26/08	124	62	124	0	0	0
216	GENERATOR	9/03/08	400	200	400	0	0	0
217	GENERATOR	9/03/08	400	200	400	0	0	0
218	IMPROVEMENT	3/28/08	845	422	658	55	55	0
219	IMPROVEMENT	6/11/08	512	256	390	34	34	0
220	IMPROVEMENT	6/13/08	800	400	610	52	52	0
221	IMPROVEMENT	6/25/08	250	125	191	16	16	0
222	IMPROVEMENT	6/26/08	171	85	131	11	11	0
223	IMPROVEMENT	7/07/08	5,700	2,850	4,252	374	374	0
224	2006 DODGE GRAND CARAVAN	6/18/08	35,214	17,607	33,265	1,949	1,949	0
225	BROTHER PRINTER	9/04/08	180	90	180	0	0	0
226	Improvement - Builder Care Donated	9/30/08	70,120	43,511	26,609	3,263	3,263	0
227	Improvement - Builder Care Donated	9/30/08	1,000	621	379	47	47	0
229	FURNITURE	10/26/08	122	61	114	5	5	0
230	FURNITURE	10/26/08	179	89	167	8	8	0
231	FURNITURE	6/11/09	395	197	369	17	17	0
232	FURNITURE	6/11/09	395	197	369	17	17	0
233	FURNITURE	6/11/09	290	145	271	13	13	0
234	FURNITURE	6/11/09	341	170	318	15	15	0
235	FURNITURE	6/11/09	530	265	495	23	23	0
236	FURNITURE	8/26/09	558	279	521	24	24	0
237	EQUIPMENT - MISC	10/30/08	189	94	177	8	8	0
238	EQUIPMENT-MISC	3/31/09	208	104	194	9	9	0
239	EQUIPMENT - MISC	4/25/09	226	113	211	10	10	0
242	EQUIPMENT-Fund R.	10/09/08	150	75	140	7	7	0

State Asset Report

Form 990, Page 1

Asset	Description	Date In Service	Cost	Basis for Depr	State Prior	State Current	Federal Current	Difference Fed - State
243	IMPROVEMENTS-septic tank	3/05/09	500	250	426	17	17	0
244	SEPTIC	6/08/09	10,000	5,000	8,525	328	328	0
245	IMPROVEMENT	1/01/09	17,305	8,652	14,753	567	567	0
246	IMPROVEMENT-septic tank	1/01/09	5,000	2,500	4,263	164	164	0
247	TOILET & RAILS	1/20/10	313	157	257	11	11	0
248	WINDOWS	1/28/10	267	134	219	10	10	0
249	TILE FLOORS	4/18/10	240	120	195	9	9	0
250	A/C Thermostat	4/26/10	345	172	280	13	13	0
251	A/C CIRCUIT BD.	6/28/10	233	117	189	9	9	0
252	WATER VALVE	7/11/10	140	70	112	5	5	0
253	A/C CAPACITOR	8/23/10	138	69	110	6	6	0
254	A/C THERMOSTAT	9/11/10	366	0	366	0	0	0
255	WASHER	12/21/09	400	200	397	3	3	0
256	DRYER	1/26/10	330	165	323	7	7	0
257	SHOWER BED	3/26/10	817	408	800	17	17	0
258	SHOWER BED	4/12/10	115	57	111	4	4	0
259	REFRIGERATOR	7/26/10	1,450	725	1,381	69	69	0
260	REFRIGERATOR	8/26/10	525	262	500	25	25	0
261	TABLE & CHAIRS	9/14/10	175	0	175	0	0	0
282	2004 Toyota Sienna	2/22/12	13,149	13,149	9,362	1,515	1,515	0
283	2004 Toyota Sienna	5/25/12	11,681	11,681	8,317	1,345	1,345	0
288	Large Pacer for ADT	4/14/14	1,860	930	1,063	228	228	0
289	Onsite Defibrillator - ADT	5/22/14	1,143	572	653	140	140	0
290	Van	6/01/14	4,000	2,000	2,400	640	640	0
298	5 Computer Work Stations-ADT	9/12/14	1,000	500	600	160	160	0
299	Computer with software	9/05/14	200	100	120	32	32	0
300	Computer with software	9/05/14	200	100	120	32	32	0
301	Computer with software	9/05/14	200	100	120	32	32	0
302	Computer with software	9/05/14	200	100	120	32	32	0
303	Computer with software	9/05/14	400	200	240	64	64	0
304	Computer with software-ADT	9/05/14	800	400	480	128	128	0
305	Washer, dryer, & dishwasher	6/01/14	2,186	1,093	1,249	268	268	0
			<u>1,101,107</u>	<u>1,005,893</u>	<u>578,960</u>	<u>34,387</u>	<u>34,387</u>	<u>0</u>

Other Depreciation:

12	LAND	8/31/95	25,000	25,000	0	0	0	0
58	LAND	5/01/01	25,000	25,000	0	0	0	0
80	LAND	3/03/95	10,000	10,000	0	0	0	0
160	OLSON LANE	11/28/04	15,000	15,000	0	0	0	0
262	IMPROVEMENTS-CDBG	8/08/11	0	0	0	0	1,076	1,076
263	MATTRESS	11/16/10	0	0	0	0	0	0
264	BED	11/26/10	0	0	0	0	0	0
265	TV	3/26/11	0	0	0	0	0	0
266	SOFA & LOVESEAT	4/26/11	0	0	0	0	0	0
267	PORTABLE MATS-behavior	4/26/11	0	0	0	0	0	0
268	REFRIGERATOR	7/08/11	0	0	0	0	0	0
269	SHOWER MATTRESS	5/26/11	0	0	0	0	0	0
270	REFRIGERATOR	7/01/11	0	0	0	0	0	0
271	LAPTOP	7/12/11	0	0	0	0	0	0
	Sold/Scrapped: 9/30/15							
272	LAPTOP	7/12/11	0	0	0	0	0	0
273	COMPUTER-Admin	8/12/11	0	0	0	0	0	0
274	COMPUTER	9/13/11	0	0	0	0	0	0
275	2005 TOYOTA SIENNA-ADT	10/15/10	0	0	0	0	1,310	1,310
276	2005 TOYOTA SIENNA	9/26/11	0	0	0	0	1,143	1,143
277	SOFA & CHAIR-donated	10/01/10	0	0	0	0	0	0
278	IMPROVEMENTS-CDBG	8/08/11	0	0	0	0	938	938
279	IMPROVEMENTS-CDBG	8/08/11	0	0	0	0	564	564
280	IMPROVEMENTS-CDBG	8/08/11	0	0	0	0	1,919	1,919
281	IMPROVEMENTS-CDBG	8/08/11	0	0	0	0	260	260
284	Phillip's Highway Building	9/01/13	471,359	471,359	13,093	12,086	12,086	0
285	Land - Phillips Highway	9/01/13	158,641	158,641	0	0	0	0
286	Improvements - Phillips Highway	9/01/13	75,939	75,939	2,121	1,948	1,948	0
291	Loan Closing Costs - GC	12/12/13	3,902	3,902	108	130	130	0
292	Improvements - Grassey Cay	6/01/14	39,576	39,576	338	1,015	1,015	0
293	Land - Grassey Cay	6/01/14	65,000	65,000	0	0	0	0
294	House - Grassey Cay	6/01/14	155,000	155,000	1,325	3,974	3,974	0
295	JEA Pump Station	1/21/14	2,787	2,787	48	71	71	0
296	Sewer - Phillips Pkwy	9/17/14	65,913	65,913	0	1,690	1,690	0

State Asset Report

Form 990, Page 1

Asset	Description	Date In Service	Cost	Basis for Depr	State Prior	State Current	Federal Current	Difference Fed - State
297	Two window replacements	1/24/14	1,140	1,140	19	30	30	0
	Total Other Depreciation		<u>1,114,257</u>	<u>1,114,257</u>	<u>17,052</u>	<u>20,944</u>	<u>28,154</u>	<u>7,210</u>
	Total ACRS and Other Depreciation		<u>1,114,257</u>	<u>1,114,257</u>	<u>17,052</u>	<u>20,944</u>	<u>28,154</u>	<u>7,210</u>
Amortization:								
287	Loan Closing Costs	5/25/13	11,473	11,473	813	573	573	0
			<u>11,473</u>	<u>11,473</u>	<u>813</u>	<u>573</u>	<u>573</u>	<u>0</u>
	Grand Totals		2,262,952	2,158,682	596,825	66,315	73,525	7,210
	Less: Dispositions		37,371	31,547	37,371	0	0	0
	Less: Start-up/Org Expense		0	0	0	0	0	0
	Net Grand Totals		<u>2,225,581</u>	<u>2,127,135</u>	<u>559,454</u>	<u>66,315</u>	<u>73,525</u>	<u>7,210</u>

59-3212078

FL Asset Report

FYE: 9/30/2015

Form 990, Page 1

Asset	Description	Date In Service	Cost	Basis for Depr	FL Prior	FL Current	Federal Current	Difference Fed - FL
5-year GDS Property:								
311	2008 Toyota Van-Transportation	7/16/15	18,000	18,000	0	900	900	0
312	Dex Imaging Copier	9/12/15	12,262	6,131	0	6,438	6,438	0
			<u>30,262</u>	<u>24,131</u>	<u>0</u>	<u>7,338</u>	<u>7,338</u>	<u>0</u>
7-year GDS Property:								
306	Scale for Hoyer Lift	6/26/15	1,182	591	0	655	655	0
307	Utility Trailer	7/07/15	1,500	750	0	777	777	0
308	Defibrillator Unit	9/22/15	1,057	529	0	547	547	0
309	Defibrillator Unit	9/22/15	1,057	529	0	547	547	0
310	Defibrillator Unit	9/22/15	1,057	529	0	547	547	0
			<u>5,853</u>	<u>2,928</u>	<u>0</u>	<u>3,073</u>	<u>3,073</u>	<u>0</u>
Prior MACRS:								
1	BUILDING	8/31/95	120,900	120,900	59,288	3,100	3,100	0
2	CABINET DRAWER	11/19/96	1,598	1,598	732	41	41	0
3	ROOF	9/01/98	5,000	5,000	2,917	182	182	0
4	CARPET	9/01/98	1,398	1,398	1,398	0	0	0
5	SEPTIC TANK SYSTEM	10/12/00	11,662	11,662	10,629	688	688	0
6	HOT WATER HEATER	4/29/99	547	547	547	0	0	0
7	VCR	5/31/01	85	85	85	0	0	0
8	TABLE	11/15/01	150	105	150	0	0	0
9	VCR	10/16/01	55	39	55	0	0	0
10	AIR CONDITIONING UNIT	4/01/02	1,400	980	1,400	0	0	0
13	DRAWER FILE CABINET	4/03/01	180	180	180	0	0	0
14	DELL COMPUTER	1/15/01	1,104	1,104	1,104	0	0	0
15	PRINTER/FAX/SCAN/COPY	8/13/03	199	100	199	0	0	0
16	1998 FORD E-350 VAN	6/30/99	23,903	23,903	21,412	0	0	0
17	WHEELCHAIR LIFT & INSTALLATION	9/06/01	1,800	1,800	1,800	0	0	0
22	MATTRESS SETS	2/03/03	1,204	843	1,204	0	0	0
23	DRESSERS	2/20/03	244	171	244	0	0	0
24	MEDICINE CABINET	1/08/03	158	111	158	0	0	0
25	BUILDING	5/01/01	109,359	109,359	53,188	3,977	3,977	0
26	LEATHER SOFA & LST	4/03/01	2,445	2,445	2,445	0	0	0
27	HEADBOARD	4/03/01	250	250	250	0	0	0
28	HEADBOARD	4/03/01	250	250	250	0	0	0
29	LINGERIE CHEST	4/03/01	550	550	550	0	0	0
30	NIGHT STAND	4/03/01	250	250	250	0	0	0
31	MATTRESS & FOUNDATION	4/03/01	300	300	300	0	0	0
32	MATTRESS & FOUNDATION	4/03/01	300	300	300	0	0	0
33	BEDROOM SETUP	4/03/01	1,170	1,170	1,170	0	0	0
34	MATTRESS& FOUNDATION	4/03/01	300	300	300	0	0	0
35	BOOKCASE HDBD	4/03/01	250	250	250	0	0	0
36	NIGHTSTAND	4/03/01	120	120	120	0	0	0
37	DRESSER	4/03/01	350	350	350	0	0	0
38	HEADBOARD	4/03/01	400	400	400	0	0	0
39	DESK/HUTCH	4/03/01	600	600	600	0	0	0
40	DESK CHAIR	4/03/01	100	100	100	0	0	0
41	MATTRESS & FOUNDATION	4/03/01	300	300	300	0	0	0
42	MIRROR	4/03/01	180	180	180	0	0	0
43	DRAWER CHEST	4/03/01	600	600	600	0	0	0
44	LINGERIE CHEST	4/03/01	550	550	550	0	0	0
45	MATTRESS & FOUNDATION	4/03/01	300	300	300	0	0	0
47	DESK/FILE CABINET	5/18/01	1,322	1,322	1,322	0	0	0
48	ENTERTAINMENT CENTER	5/18/01	899	899	899	0	0	0
50	FREEZER	5/18/01	442	442	442	0	0	0
52	ELECTRIC RANGE	5/18/01	485	485	485	0	0	0
54	KITCHEN APPLIANCE	6/11/01	120	120	120	0	0	0
55	VCR	7/11/01	58	58	58	0	0	0
56	DINING ROOM CHAIRS	4/17/03	130	91	130	0	0	0
57	MATTRESS	6/30/03	263	131	263	0	0	0
59	PRINTER/COPIER/FAX	5/30/01	600	600	600	0	0	0
60	FILE CABINET	5/17/01	180	180	180	0	0	0
61	OFFICE EQUIPMENT	5/24/01	160	160	160	0	0	0
62	OFFICE EQUIPMENT	5/31/01	80	80	80	0	0	0
64	COMPUTER/MONITOR	3/06/02	1,372	960	1,372	0	0	0

59-3212078

FL Asset Report

FYE: 9/30/2015

Form 990, Page 1

Asset	Description	Date In Service	Cost	Basis for Depr	FL Prior	FL Current	Federal Current	Difference Fed - FL
66	BUILDING	3/03/95	76,600	76,600	38,382	1,964	1,964	0
67	IMPROVEMENTS	3/03/95	1,359	1,359	681	35	35	0
68	WOODEN FENCE & INSTALLATION	1/02/97	930	930	930	0	0	0
69	STEEL GARAGE DOOR	2/12/97	574	574	574	0	0	0
70	CARPET	6/10/97	1,000	1,000	1,000	0	0	0
71	LEATHER SOFA/LVST	4/03/01	2,795	2,795	2,795	0	0	0
73	BEDROOM FURNITURE	8/27/01	2,040	2,040	2,040	0	0	0
74	WASHER	11/01/01	400	280	400	0	0	0
75	FIRE ALARM SYSTEM	3/07/02	1,825	1,277	1,825	0	0	0
76	AIR CONDITIONING UNIT	3/13/02	2,800	1,960	2,800	0	0	0
77	MEDICINE CABINET	4/10/02	250	175	250	0	0	0
78	MEDICINE CABINET	4/05/03	170	119	170	0	0	0
79	DRESSER	8/06/03	230	115	230	0	0	0
81	LANDSCAPING	4/10/95	515	515	515	0	0	0
82	PRINTER/COPIER	4/26/01	278	278	278	0	0	0
83	DELL COMPUTER	1/15/01	1,104	1,104	1,104	0	0	0
84	COMPUTER/MONITOR	11/22/02	352	246	352	0	0	0
85	DRAWER FILE CABINET	4/03/01	180	180	180	0	0	0
86	OFFICE EQUIPMENT	5/18/01	700	700	700	0	0	0
87	HP PRINTER	9/28/01	320	224	320	0	0	0
88	FAX MACHINE	10/25/01	325	227	325	0	0	0
89	PHONE SYSTEM	3/04/02	2,923	2,046	2,923	0	0	0
90	2 DELL COMPUTERS & MONITORS	3/06/02	2,744	1,921	2,744	0	0	0
91	REFRIGERATOR	5/01/02	260	182	260	0	0	0
92	COMPUTER & MONITOR	5/15/02	550	385	550	0	0	0
93	PRINTER/FAX/SCAN/COPY	5/30/01	600	600	600	0	0	0
94	PHONE FOR PHONE SYSTEM	11/02/02	225	157	225	0	0	0
95	BUILDING	2/20/03	139,900	139,900	41,701	3,587	3,587	0
96	FENCE AND YARD SUPPLIES	11/27/02	1,875	1,313	1,875	0	0	0
97	FIRE ALARM SYSTEM	12/19/02	3,625	2,537	3,625	0	0	0
98	SOD	1/13/02	164	115	147	7	10	3
99	DRESSER W/ MIRROR	4/03/01	800	800	800	0	0	0
102	CT COMPUTER	8/05/02	400	280	400	0	0	0
103	PRINTER	9/25/02	940	658	940	0	0	0
104	COMPUTER CABLE	5/18/94	32	32	32	0	0	0
105	2 PRINTERS	5/16/94	767	767	767	0	0	0
106	WHITE WASH MOBILE FILE	5/13/94	75	75	75	0	0	0
108	486/40 MHZ COMPUTER SYS	5/09/94	2,132	2,132	2,132	0	0	0
109	LANDSCAPING	4/05/95	275	275	275	0	0	0
110	FLOWERS AND SHRUBS	4/04/95	690	690	690	0	0	0
111	MATTRESS	6/29/02	658	461	658	0	0	0
112	MATTRESS	6/27/02	639	447	639	0	0	0
113	GARAGE DOOR	8/05/02	735	514	735	0	0	0
114	OFFICE FURNITURE	9/30/02	149	104	149	0	0	0
115	WHITE HOTPOINT REFR	7/22/97	225	225	225	0	0	0
116	GOLD STAR VCR	4/08/94	110	110	110	0	0	0
117	ARTWORK/PICTURES	4/25/94	357	357	357	0	0	0
118	WATER SOFTENER SYSTEM	1/15/94	2,639	2,639	2,639	0	0	0
119	SECRETARY CHAIR	5/12/94	32	32	32	0	0	0
120	COMPUTER DESK	5/13/94	128	128	128	0	0	0
122	COMPUTER WORKCENTER	5/13/94	191	191	191	0	0	0
123	GAS LIFT TYPIST CHAIR	5/13/94	85	85	85	0	0	0
125	ARTWORK (FRAMED)	5/15/94	327	327	327	0	0	0
126	FURNITURE	12/26/94	600	600	600	0	0	0
133	USED COMPUTER CABINET	2/17/97	175	175	175	0	0	0
134	NEW COMPUTER CABINET	2/17/97	225	225	225	0	0	0
135	FURN & FIXTURES	8/09/98	350	350	350	0	0	0
136	FURN & FIXTURES	8/23/98	490	490	490	0	0	0
151	COMPUTER	5/27/04	973	487	973	0	0	0
152	COMPUTER	5/27/04	973	487	973	0	0	0
153	COMPUTER	5/27/04	973	487	973	0	0	0
154	COMPUTER	5/27/04	973	487	973	0	0	0
155	COMPUTER	5/27/04	973	487	973	0	0	0
156	DISHWASHER	9/30/04	299	149	299	0	0	0
159	WASHER	9/30/04	403	201	403	0	0	0
161	OLSON LANE	11/28/04	95,000	95,000	24,055	2,435	2,435	0
162	OLSON LANE	11/29/04	27,500	27,500	6,963	705	705	0
164	PROPERTY IMPROVEMENT	1/19/05	21,401	21,401	5,327	549	549	0
165	VAN-2006 Dodge Caravan	9/29/06	38,900	38,900	34,118	2,550	2,550	0
166	LAPTOP COMPUTER	7/25/06	1,500	1,500	1,500	0	0	0
167	LAPTOP COMPUTER-Fund R.	7/25/06	1,000	1,000	1,000	0	0	0

59-3212078

FL Asset Report

FYE: 9/30/2015

Form 990, Page 1

Asset	Description	Date In Service	Cost	Basis for Depr	FL Prior	FL Current	Federal Current	Difference Fed - FL
168	FILE CABINET	6/21/06	118	118	118	0	0	0
169	TELEVISION	4/21/06	75	75	75	0	0	0
170	LASER PRINTER	4/04/06	670	670	670	0	0	0
171	STOVE	4/01/06	356	356	356	0	0	0
172	TELEVISION	4/01/06	250	250	250	0	0	0
174	COMPUTER	3/06/06	1,192	1,192	1,192	0	0	0
175	RANGE	3/03/06	390	390	390	0	0	0
176	KITCHEN CHAIRS	2/04/06	171	171	171	0	0	0
177	DISHWASHER	1/09/06	297	297	297	0	0	0
178	BUILDING IMPROVEMENT	9/30/06	104,000	104,000	21,444	2,667	2,667	0
179	TELEPHONE	1/16/07	240	240	240	0	0	0
180	DRYER	3/20/07	245	245	245	0	0	0
181	DISHWASHER	3/20/07	350	350	350	0	0	0
182	DRYER	3/20/07	278	278	278	0	0	0
183	FILE CABINET - BEHAVIOR	4/24/07	134	134	134	0	0	0
184	2 SOFAS, 2 END TABLES	5/11/07	1,950	1,950	1,950	0	0	0
185	RANGE	5/11/07	336	336	336	0	0	0
186	WASHER	5/11/07	510	510	510	0	0	0
187	2 MONACH CHAIRS	6/20/07	158	158	158	0	0	0
188	REFRIGERATOR - CAMP	7/20/07	358	358	358	0	0	0
189	DISHWATER	7/20/07	497	497	497	0	0	0
190	TABLE & CHAIR	8/01/07	183	183	183	0	0	0
191	CABINET	9/13/07	250	250	250	0	0	0
192	AIR CONDITION	9/25/07	112	112	112	0	0	0
193	FILING CABINET - ADT	9/29/07	270	270	270	0	0	0
194	RADIATOR	9/25/07	74	74	74	0	0	0
195	MATTRESS FOR AUTUMN	8/08/07	230	230	230	0	0	0
196	MATTRESS FOR DWIGHT	5/08/07	230	230	230	0	0	0
197	MATTRESS FOR TRAVIS	5/08/07	230	230	230	0	0	0
198	2003 CHRYSLER VOYAGER	3/14/03	19,413	13,589	19,413	0	0	0
	Sold/Scrapped: 9/30/15							
199	2005 CHRYSLER VAN	1/24/05	17,958	17,958	17,958	0	0	0
	Sold/Scrapped: 9/30/15							
202	LAPTOP COMPUTER	12/18/07	564	564	564	0	0	0
203	LAPTOP COMPUTER	12/18/07	564	564	564	0	0	0
204	40 GALLON HEATER	3/28/08	845	422	817	28	28	0
205	DRESSER - IVEY GOFF	10/01/07	481	481	476	5	5	0
206	6 KITCHEN CHAIRS	10/25/07	310	310	310	0	0	0
207	DISHWASHER	11/05/07	436	436	431	5	5	0
208	2 KITCHEN CHAIRS	11/09/07	178	178	178	0	0	0
209	6 CHAIRS AND TABLE	1/10/08	400	200	400	0	0	0
210	2 BENCHES FOR TABLE	3/10/08	268	134	259	9	9	0
211	2 DISPLAY SPEAKER PHONE	3/12/08	390	195	390	0	0	0
212	MD RANGE	3/26/08	387	194	374	13	13	0
213	EXERCISE MAT FOR CAMP	5/26/08	316	158	316	0	0	0
214	WHEEL CHAIR	6/09/08	137	68	137	0	0	0
215	DISHWASHER	6/26/08	124	62	124	0	0	0
216	GENERATOR	9/03/08	400	200	400	0	0	0
217	GENERATOR	9/03/08	400	200	400	0	0	0
218	IMPROVEMENT	3/28/08	845	422	658	55	55	0
219	IMPROVEMENT	6/11/08	512	256	390	34	34	0
220	IMPROVEMENT	6/13/08	800	400	610	52	52	0
221	IMPROVEMENT	6/25/08	250	125	191	16	16	0
222	IMPROVEMENT	6/26/08	171	85	131	11	11	0
223	IMPROVEMENT	7/07/08	5,700	2,850	4,252	374	374	0
224	2006 DODGE GRAND CARAVAN	6/18/08	35,214	17,607	33,265	1,949	1,949	0
225	BROTHER PRINTER	9/04/08	180	90	180	0	0	0
226	Improvement - Builder Care Donated	9/30/08	70,120	43,511	26,609	3,263	3,263	0
227	Improvement - Builder Care Donated	9/30/08	1,000	621	379	47	47	0
229	FURNITURE	10/26/08	122	61	114	5	5	0
230	FURNITURE	10/26/08	179	89	167	8	8	0
231	FURNITURE	6/11/09	395	197	369	17	17	0
232	FURNITURE	6/11/09	395	197	369	17	17	0
233	FURNITURE	6/11/09	290	145	271	13	13	0
234	FURNITURE	6/11/09	341	170	318	15	15	0
235	FURNITURE	6/11/09	530	265	495	23	23	0
236	FURNITURE	8/26/09	558	279	521	24	24	0
237	EQUIPMENT - MISC	10/30/08	189	94	177	8	8	0
238	EQUIPMENT-MISC	3/31/09	208	104	194	9	9	0
239	EQUIPMENT - MISC	4/25/09	226	113	211	10	10	0
242	EQUIPMENT-Fund R.	10/09/08	150	75	140	7	7	0

59-3212078

FL Asset Report

FYE: 9/30/2015

Form 990, Page 1

Asset	Description	Date In Service	Cost	Basis for Depr	FL Prior	FL Current	Federal Current	Difference Fed - FL
243	IMPROVEMENTS-septic tank	3/05/09	500	250	426	17	17	0
244	SEPTIC	6/08/09	10,000	5,000	8,525	328	328	0
245	IMPROVEMENT	1/01/09	17,305	8,652	14,753	567	567	0
246	IMPROVEMENT-septic tank	1/01/09	5,000	2,500	4,263	164	164	0
247	TOILET & RAILS	1/20/10	313	157	257	11	11	0
248	WINDOWS	1/28/10	267	134	219	10	10	0
249	TILE FLOORS	4/18/10	240	120	195	9	9	0
250	A/C Thermostat	4/26/10	345	172	280	13	13	0
251	A/C CIRCUIT BD.	6/28/10	233	117	189	9	9	0
252	WATER VALVE	7/11/10	140	70	112	5	5	0
253	A/C CAPACITOR	8/23/10	138	69	110	6	6	0
254	A/C THERMOSTAT	9/11/10	366	0	366	0	0	0
255	WASHER	12/21/09	400	200	397	3	3	0
256	DRYER	1/26/10	330	165	323	7	7	0
257	SHOWER BED	3/26/10	817	408	800	17	17	0
258	SHOWER BED	4/12/10	115	57	111	4	4	0
259	REFRIGERATOR	7/26/10	1,450	725	1,381	69	69	0
260	REFRIGERATOR	8/26/10	525	262	500	25	25	0
261	TABLE & CHAIRS	9/14/10	175	0	175	0	0	0
282	2004 Toyota Sienna	2/22/12	13,149	13,149	9,362	1,515	1,515	0
283	2004 Toyota Sienna	5/25/12	11,681	11,681	8,317	1,345	1,345	0
288	Large Pacer for ADT	4/14/14	1,860	930	1,063	228	228	0
289	Onsite Defibrillator - ADT	5/22/14	1,143	572	653	140	140	0
290	Van	6/01/14	4,000	2,000	2,400	640	640	0
298	5 Computer Work Stations-ADT	9/12/14	1,000	500	600	160	160	0
299	Computer with software	9/05/14	200	100	120	32	32	0
300	Computer with software	9/05/14	200	100	120	32	32	0
301	Computer with software	9/05/14	200	100	120	32	32	0
302	Computer with software	9/05/14	200	100	120	32	32	0
303	Computer with software	9/05/14	400	200	240	64	64	0
304	Computer with software-ADT	9/05/14	800	400	480	128	128	0
305	Washer, dryer, & dishwasher	6/01/14	2,186	1,093	1,249	268	268	0
			<u>1,101,107</u>	<u>1,005,893</u>	<u>578,969</u>	<u>34,384</u>	<u>34,387</u>	<u>3</u>

Other Depreciation:

12	LAND	8/31/95	25,000	25,000	0	0	0	0
58	LAND	5/01/01	25,000	25,000	0	0	0	0
80	LAND	3/03/95	10,000	10,000	0	0	0	0
160	OLSON LANE	11/28/04	15,000	15,000	0	0	0	0
262	IMPROVEMENTS-CDBG	8/08/11	0	0	0	0	1,076	1,076
263	MATTRESS	11/16/10	0	0	0	0	0	0
264	BED	11/26/10	0	0	0	0	0	0
265	TV	3/26/11	0	0	0	0	0	0
266	SOFA & LOVESEAT	4/26/11	0	0	0	0	0	0
267	PORTABLE MATS-behavior	4/26/11	0	0	0	0	0	0
268	REFRIGERATOR	7/08/11	0	0	0	0	0	0
269	SHOWER MATTRESS	5/26/11	0	0	0	0	0	0
270	REFRIGERATOR	7/01/11	0	0	0	0	0	0
271	LAPTOP	7/12/11	0	0	0	0	0	0
	Sold/Scrapped: 9/30/15							
272	LAPTOP	7/12/11	0	0	0	0	0	0
273	COMPUTER-Admin	8/12/11	0	0	0	0	0	0
274	COMPUTER	9/13/11	0	0	0	0	0	0
275	2005 TOYOTA SIENNA-ADT	10/15/10	0	0	0	0	1,310	1,310
276	2005 TOYOTA SIENNA	9/26/11	0	0	0	0	1,143	1,143
277	SOFA & CHAIR-donated	10/01/10	0	0	0	0	0	0
278	IMPROVEMENTS-CDBG	8/08/11	0	0	0	0	938	938
279	IMPROVEMENTS-CDBG	8/08/11	0	0	0	0	564	564
280	IMPROVEMENTS-CDBG	8/08/11	0	0	0	0	1,919	1,919
281	IMPROVEMENTS-CDBG	8/08/11	0	0	0	0	260	260
284	Phillip's Highway Building	9/01/13	471,359	471,359	13,093	12,086	12,086	0
285	Land - Phillips Highway	9/01/13	158,641	158,641	0	0	0	0
286	Improvements - Phillips Highway	9/01/13	75,939	75,939	2,121	1,948	1,948	0
291	Loan Closing Costs - GC	12/12/13	3,902	3,902	163	195	130	-65
292	Improvements - Grassey Cay	6/01/14	39,576	39,576	338	1,015	1,015	0
293	Land - Grassey Cay	6/01/14	65,000	65,000	0	0	0	0
294	House - Grassey Cay	6/01/14	155,000	155,000	1,325	3,974	3,974	0
295	JEA Pump Station	1/21/14	2,787	2,787	48	71	71	0
296	Sewer - Phillips Pkwy	9/17/14	65,913	65,913	0	1,690	1,690	0

FL Asset Report

Form 990, Page 1

Asset	Description	Date In Service	Cost	Basis for Depr	FL Prior	FL Current	Federal Current	Difference Fed - FL
297	Two window replacements	1/24/14	1,140	1,140	19	30	30	0
	Total Other Depreciation		<u>1,114,257</u>	<u>1,114,257</u>	<u>17,107</u>	<u>21,009</u>	<u>28,154</u>	<u>7,145</u>
	Total ACRS and Other Depreciation		<u>1,114,257</u>	<u>1,114,257</u>	<u>17,107</u>	<u>21,009</u>	<u>28,154</u>	<u>7,145</u>
Amortization:								
287	Loan Closing Costs	5/25/13	11,473	11,473	813	573	573	0
			<u>11,473</u>	<u>11,473</u>	<u>813</u>	<u>573</u>	<u>573</u>	<u>0</u>
	Grand Totals		2,262,952	2,158,682	596,889	66,377	73,525	7,148
	Less: Dispositions		37,371	31,547	37,371	0	0	0
	Less: Start-up/Org Expense		0	0	0	0	0	0
	Net Grand Totals		<u>2,225,581</u>	<u>2,127,135</u>	<u>559,518</u>	<u>66,377</u>	<u>73,525</u>	<u>7,148</u>

AMT Asset Report

Form 990, Page 1

Asset	Description	Date In Service	Cost	Bus %	Sec 179 Bonus	Basis for Depr	Per Conv Meth	Prior	Current
5-year GDS Property:									
311	2008 Toyota Van-Transportation	7/16/15	18,000			18,000	5 MQ 150DB	0	675
312	Dex Imaging Copier	9/12/15	12,262		X	6,131	5 MQ 150DB	0	6,361
			<u>30,262</u>			<u>24,131</u>		<u>0</u>	<u>7,036</u>
7-year GDS Property:									
306	Scale for Hoyer Lift	6/26/15	1,182		X	591	7 MQ 150DB	0	639
307	Utility Trailer	7/07/15	1,500		X	750	7 MQ 150DB	0	770
308	Defibrillator Unit	9/22/15	1,057		X	529	7 MQ 150DB	0	542
309	Defibrillator Unit	9/22/15	1,057		X	529	7 MQ 150DB	0	542
310	Defibrillator Unit	9/22/15	1,057		X	529	7 MQ 150DB	0	542
			<u>5,853</u>			<u>2,928</u>		<u>0</u>	<u>3,035</u>
Prior MACRS:									
1	BUILDING	8/31/95	120,900			120,900	40 MMS/L	58,358	3,022
2	CABINET DRAWER	11/19/96	1,598			1,598	40 MMS/L	720	40
3	ROOF	9/01/98	5,000			5,000	40 MMS/L	2,235	125
4	CARPET	9/01/98	1,398			1,398	7 HY 150DB	1,398	0
5	SEPTIC TANK SYSTEM	10/12/00	11,662			11,662	15 HY 150DB	10,629	688
6	HOT WATER HEATER	4/29/99	547			547	7 HY 150DB	547	0
7	VCR	5/31/01	85			85	5 HY 150DB	85	0
8	TABLE	11/15/01	150		X	105	7 HY 200DB	150	0
9	VCR	10/16/01	55		X	39	5 HY 200DB	55	0
10	AIR CONDITIONING UNIT	4/01/02	1,400		X	980	5 HY 200DB	1,400	0
13	DRAWER FILE CABINET	4/03/01	180			180	7 HY 150DB	180	0
14	DELL COMPUTER	1/15/01	1,104			1,104	5 HY 150DB	1,104	0
15	PRINTER/FAX/SCAN/COPY	8/13/03	199		X	100	5 HY 200DB	199	0
16	1998 FORD E-350 VAN	6/30/99	23,903			23,903	5 HY 150DB	21,412	0
17	WHEELCHAIR LIFT & INSTALLATION	9/06/01	1,800			1,800	5 HY 150DB	1,800	0
22	MATTRESS SETS	2/03/03	1,204		X	843	5 HY 200DB	1,204	0
23	DRESSERS	2/20/03	244		X	171	7 HY 200DB	244	0
24	MEDICINE CABINET	1/08/03	158		X	111	7 HY 200DB	158	0
25	BUILDING	5/01/01	109,359			109,359	27 MMS/L	53,188	3,977
26	LEATHER SOFA & LST	4/03/01	2,445			2,445	7 HY 150DB	2,445	0
27	HEADBOARD	4/03/01	250			250	7 HY 150DB	250	0
28	HEADBOARD	4/03/01	250			250	7 HY 150DB	250	0
29	LINGERIE CHEST	4/03/01	550			550	7 HY 150DB	550	0
30	NIGHT STAND	4/03/01	250			250	7 HY 150DB	250	0
31	MATTRESS & FOUNDATION	4/03/01	300			300	7 HY 150DB	300	0
32	MATTRESS & FOUNDATION	4/03/01	300			300	7 HY 150DB	300	0
33	BEDROOM SETUP	4/03/01	1,170			1,170	7 HY 150DB	1,170	0
34	MATTRESS& FOUNDATION	4/03/01	300			300	7 HY 150DB	300	0
35	BOOKCASE HDBD	4/03/01	250			250	7 HY 150DB	250	0
36	NIGHTSTAND	4/03/01	120			120	7 HY 150DB	120	0
37	DRESSER	4/03/01	350			350	7 HY 150DB	350	0
38	HEADBOARD	4/03/01	400			400	7 HY 150DB	400	0
39	DESK/HUTCH	4/03/01	600			600	7 HY 150DB	600	0
40	DESK CHAIR	4/03/01	100			100	7 HY 150DB	100	0
41	MATTRESS & FOUNDATION	4/03/01	300			300	7 HY 150DB	300	0
42	MIRROR	4/03/01	180			180	7 HY 150DB	180	0
43	DRAWER CHEST	4/03/01	600			600	7 HY 150DB	600	0
44	LINGERIE CHEST	4/03/01	550			550	7 HY 150DB	550	0
45	MATTRESS & FOUNDATION	4/03/01	300			300	7 HY 150DB	300	0
47	DESK/FILE CABINET	5/18/01	1,322			1,322	7 HY 150DB	1,322	0
48	ENTERTAINMENT CENTER	5/18/01	899			899	7 HY 150DB	899	0
50	FREEZER	5/18/01	442			442	7 HY 150DB	442	0
52	ELECTRIC RANGE	5/18/01	485			485	7 HY 150DB	485	0
54	KITCHEN APPLIANCE	6/11/01	120			120	7 HY 150DB	120	0
55	VCR	7/11/01	58			58	5 HY 150DB	58	0
56	DINING ROOM CHAIRS	4/17/03	130		X	91	7 HY 200DB	130	0
57	MATTRESS	6/30/03	263		X	131	7 HY 200DB	263	0
59	PRINTER/COPIER/FAX	5/30/01	600			600	5 HY 150DB	600	0
60	FILE CABINET	5/17/01	180			180	7 HY 150DB	180	0
61	OFFICE EQUIPMENT	5/24/01	160			160	7 HY 150DB	160	0
62	OFFICE EQUIPMENT	5/31/01	80			80	5 HY 150DB	80	0
64	COMPUTER/MONITOR	3/06/02	1,372		X	960	5 HY 200DB	1,372	0

59-3212078

AMT Asset Report

FYE: 9/30/2015

Form 990, Page 1

Asset	Description	Date In Service	Cost	Bus %	Sec 179 Bonus	Basis for Depr	Per Conv	Meth	Prior	Current
66	BUILDING	3/03/95	76,600			76,600	40	MMS/L	37,793	1,915
67	IMPROVEMENTS	3/03/95	1,359			1,359	40	MMS/L	671	34
68	WOODEN FENCE & INSTALLATION	1/02/97	930			930	10	HY 150DB	930	0
69	STEEL GARAGE DOOR	2/12/97	574			574	7	HY 150DB	574	0
70	CARPET	6/10/97	1,000			1,000	7	HY 150DB	1,000	0
71	LEATHER SOFA/LVST	4/03/01	2,795			2,795	7	HY 150DB	2,795	0
73	BEDROOM FURNITURE	8/27/01	2,040			2,040	7	HY 150DB	2,040	0
74	WASHER	11/01/01	400		X	280	5	HY 200DB	400	0
75	FIRE ALARM SYSTEM	3/07/02	1,825		X	1,277	5	HY 200DB	1,825	0
76	AIR CONDITIONING UNIT	3/13/02	2,800		X	1,960	5	HY 200DB	2,800	0
77	MEDICINE CABINET	4/10/02	250		X	175	7	HY 200DB	250	0
78	MEDICINE CABINET	4/05/03	170		X	119	7	HY 200DB	170	0
79	DRESSER	8/06/03	230		X	115	7	HY 200DB	230	0
81	LANDSCAPING	4/10/95	515			515	15	HY 150DB	515	0
82	PRINTER/COPIER	4/26/01	278			278	5	HY 150DB	278	0
83	DELL COMPUTER	1/15/01	1,104			1,104	5	HY 150DB	1,104	0
84	COMPUTER/MONITOR	11/22/02	352		X	246	5	HY 200DB	352	0
85	DRAWER FILE CABINET	4/03/01	180			180	7	HY 150DB	180	0
86	OFFICE EQUIPMENT	5/18/01	700			700	5	HY 150DB	700	0
87	HP PRINTER	9/28/01	320		X	224	5	HY 200DB	320	0
88	FAX MACHINE	10/25/01	325		X	227	5	HY 200DB	325	0
89	PHONE SYSTEM	3/04/02	2,923		X	2,046	5	HY 200DB	2,923	0
90	2 DELL COMPUTERS & MONITORS	3/06/02	2,744		X	1,921	5	HY 200DB	2,744	0
91	REFRIGERATOR	5/01/02	260		X	182	5	HY 200DB	260	0
92	COMPUTER & MONITOR	5/15/02	550		X	385	5	HY 200DB	550	0
93	PRINTER/FAX/SCAN/COPY	5/30/01	600			600	5	HY 200DB	600	0
94	PHONE FOR PHONE SYSTEM	11/02/02	225		X	157	5	HY 200DB	225	0
95	BUILDING	2/20/03	139,900			139,900	39	MMS/L	41,701	3,587
96	FENCE AND YARD SUPPLIES	11/27/02	1,875		X	1,313	10	HY 200DB	1,875	0
97	FIRE ALARM SYSTEM	12/19/02	3,625		X	2,537	5	HY 200DB	3,625	0
98	SOD	1/13/02	164		X	115	15	HY 150DB	138	10
99	DRESSER W/ MIRROR	4/03/01	800			800	7	HY 150DB	800	0
102	CT COMPUTER	8/05/02	400		X	280	5	HY 200DB	400	0
103	PRINTER	9/25/02	940		X	658	5	HY 200DB	940	0
104	COMPUTER CABLE	5/18/94	32			32	5	HY 150DB	32	0
105	2 PRINTERS	5/16/94	767			767	5	HY 150DB	767	0
106	WHITE WASH MOBILE FILE	5/13/94	75			75	7	HY 150DB	75	0
108	486/40 MHZ COMPUTER SYS	5/09/94	2,132			2,132	5	HY 150DB	2,132	0
109	LANDSCAPING	4/05/95	275			275	7	HY 150DB	275	0
110	FLOWERS AND SHRUBS	4/04/95	690			690	7	HY 150DB	690	0
111	MATTRESS	6/29/02	658		X	461	5	HY 200DB	658	0
112	MATTRESS	6/27/02	639		X	447	5	HY 200DB	639	0
113	GARAGE DOOR	8/05/02	735		X	514	5	HY 200DB	735	0
114	OFFICE FURNITURE	9/30/02	149		X	104	7	HY 200DB	149	0
115	WHITE HOTPOINT REFR	7/22/97	225			225	7	HY 150DB	225	0
116	GOLD STAR VCR	4/08/94	110			110	5	HY 150DB	110	0
117	ARTWORK/PICTURES	4/25/94	357			357	7	HY 150DB	357	0
118	WATER SOFTENER SYSTEM	1/15/94	2,639			2,639	7	HY 150DB	2,639	0
119	SECRETARY CHAIR	5/12/94	32			32	7	HY 150DB	32	0
120	COMPUTER DESK	5/13/94	128			128	7	HY 150DB	128	0
122	COMPUTER WORKCENTER	5/13/94	191			191	7	HY 150DB	191	0
123	GAS LIFT TYPIST CHAIR	5/13/94	85			85	7	HY 150DB	85	0
125	ARTWORK (FRAMED)	5/15/94	327			327	7	HY 150DB	327	0
126	FURNITURE	12/26/94	600			600	7	HY 150DB	600	0
133	USED COMPUTER CABINET	2/17/97	175			175	7	HY 150DB	175	0
134	NEW COMPUTER CABINET	2/17/97	225			225	7	HY 150DB	225	0
135	FURN & FIXTURES	8/09/98	350			350	7	HY 150DB	350	0
136	FURN & FIXTURES	8/23/98	490			490	7	HY 150DB	490	0
151	COMPUTER	5/27/04	973		X	487	5	HY 200DB	973	0
152	COMPUTER	5/27/04	973		X	487	3	HY 200DB	973	0
153	COMPUTER	5/27/04	973		X	487	3	HY 200DB	973	0
154	COMPUTER	5/27/04	973		X	487	3	HY 200DB	973	0
155	COMPUTER	5/27/04	973		X	487	3	HY 200DB	973	0
156	DISHWASHER	9/30/04	299		X	149	5	HY 200DB	299	0
159	WASHER	9/30/04	403		X	201	5	HY 200DB	403	0
161	OLSON LANE	11/28/04	95,000			95,000	39	MMS/L	24,055	2,435
162	OLSON LANE	11/29/04	27,500			27,500	39	MMS/L	6,963	705
164	PROPERTY IMPROVEMENT	1/19/05	21,401			21,401	39	MMS/L	5,327	549
165	VAN-2006 Dodge Caravan	9/29/06	38,900			38,900	10	MQ 150DB	32,539	3,392
166	LAPTOP COMPUTER	7/25/06	1,500			1,500	5	MQ 150DB	1,500	0
167	LAPTOP COMPUTER-Fund R.	7/25/06	1,000			1,000	5	MQ 150DB	1,000	0

59-3212078

AMT Asset Report

FYE: 9/30/2015

Form 990, Page 1

Asset	Description	Date In Service	Cost	Bus %	Sec 179 Bonus	Basis for Depr	Per Conv	Meth	Prior	Current
168	FILE CABINET	6/21/06	118			118	5	MQ 150DB	118	0
169	TELEVISION	4/21/06	75			75	3	MQ 150DB	75	0
170	LASER PRINTER	4/04/06	670			670	5	MQ 150DB	670	0
171	STOVE	4/01/06	356			356	5	MQ 150DB	356	0
172	TELEVISION	4/01/06	250			250	5	MQ 150DB	250	0
174	COMPUTER	3/06/06	1,192			1,192	5	MQ 150DB	1,192	0
175	RANGE	3/03/06	390			390	5	MQ 150DB	390	0
176	KITCHEN CHAIRS	2/04/06	171			171	5	MQ 150DB	171	0
177	DISHWASHER	1/09/06	297			297	5	MQ 150DB	297	0
178	BUILDING IMPROVEMENT	9/30/06	104,000			104,000	39	MMS/L	21,444	2,667
179	TELEPHONE	1/16/07	240			240	3	HY 150DB	240	0
180	DRYER	3/20/07	245			245	5	HY 150DB	245	0
181	DISHWASHER	3/20/07	350			350	5	HY 150DB	350	0
182	DRYER	3/20/07	278			278	5	HY 150DB	278	0
183	FILE CABINET - BEHAVIOR	4/24/07	134			134	5	HY 150DB	134	0
184	2 SOFAS, 2 END TABLES	5/11/07	1,950			1,950	7	HY 150DB	1,950	0
185	RANGE	5/11/07	336			336	5	HY 150DB	336	0
186	WASHER	5/11/07	510			510	5	HY 150DB	510	0
187	2 MONACH CHAIRS	6/20/07	158			158	5	HY 150DB	158	0
188	REFRIGERATOR - CAMP	7/20/07	358			358	7	HY 150DB	358	0
189	DISHWATER	7/20/07	497			497	7	HY 150DB	497	0
190	TABLE & CHAIR	8/01/07	183			183	5	HY 150DB	183	0
191	CABINET	9/13/07	250			250	7	HY 150DB	250	0
192	AIR CONDITION	9/25/07	112			112	3	HY 150DB	112	0
193	FILING CABINET - ADT	9/29/07	270			270	7	HY 150DB	270	0
194	RADIATOR	9/25/07	74			74	3	HY 150DB	74	0
195	MATTRESS FOR AUTUMN	8/08/07	230			230	5	HY 150DB	230	0
196	MATTRESS FOR DWIGHT	5/08/07	230			230	5	HY 150DB	230	0
197	MATTRESS FOR TRAVIS	5/08/07	230			230	5	HY 150DB	230	0
198	2003 CHRYSLER VOYAGER	3/14/03	19,413		X	13,589	7	HY 200DB	19,413	0
	Sold/Scrapped: 9/30/15									
199	2005 CHRYSLER VAN	1/24/05	17,958			17,958	7	HY 150DB	17,958	0
	Sold/Scrapped: 9/30/15									
202	LAPTOP COMPUTER	12/18/07	564			564	3	MQ 150DB	564	0
203	LAPTOP COMPUTER	12/18/07	564			564	3	MQ 150DB	564	0
204	40 GALLON HEATER	3/28/08	845		X	422	7	MQ 150DB	806	39
205	DRESSER - IVEY GOFF	10/01/07	481			481	7	MQ 150DB	474	7
206	6 KITCHEN CHAIRS	10/25/07	310			310	5	MQ 150DB	310	0
207	DISHWASHER	11/05/07	436			436	7	MQ 150DB	429	7
208	2 KITCHEN CHAIRS	11/09/07	178			178	5	MQ 150DB	178	0
209	6 CHAIRS AND TABLE	1/10/08	400		X	200	5	MQ 150DB	400	0
210	2 BENCHES FOR TABLE	3/10/08	268		X	134	7	MQ 150DB	256	12
211	2 DISPLAY SPEAKER PHONE	3/12/08	390		X	195	5	MQ 150DB	390	0
212	MD RANGE	3/26/08	387		X	194	7	MQ 150DB	369	18
213	EXERCISE MAT FOR CAMP	5/26/08	316		X	158	3	MQ 150DB	316	0
214	WHEEL CHAIR	6/09/08	137		X	68	5	MQ 150DB	137	0
215	DISHWASHER	6/26/08	124		X	62	5	MQ 150DB	124	0
216	GENERATOR	9/03/08	400		X	200	5	MQ 150DB	400	0
217	GENERATOR	9/03/08	400		X	200	5	MQ 150DB	400	0
218	IMPROVEMENT	3/28/08	845		X	422	10	MQ 150DB	596	74
219	IMPROVEMENT	6/11/08	512		X	256	10	MQ 150DB	350	44
220	IMPROVEMENT	6/13/08	800		X	400	10	MQ 150DB	546	70
221	IMPROVEMENT	6/25/08	250		X	125	10	MQ 150DB	171	22
222	IMPROVEMENT	6/26/08	171		X	85	10	MQ 150DB	117	15
223	IMPROVEMENT	7/07/08	5,700		X	2,850	10	MQ 150DB	3,774	497
224	2006 DODGE GRAND CARAVAN	6/18/08	35,214		X	17,607	7	MQ 150DB	32,512	2,702
225	BROTHER PRINTER	9/04/08	180		X	90	3	MQ 150DB	180	0
226	Improvement - Builder Care Donated	9/30/08	70,120		X	43,511	20	MQ 150DB	26,609	3,263
227	Improvement - Builder Care Donated	9/30/08	1,000		X	621	20	MQ 150DB	379	47
229	FURNITURE	10/26/08	122		X	61	7	HY 150DB	111	7
230	FURNITURE	10/26/08	179		X	89	7	HY 150DB	163	11
231	FURNITURE	6/11/09	395		X	197	7	HY 150DB	359	24
232	FURNITURE	6/11/09	395		X	197	7	HY 150DB	359	24
233	FURNITURE	6/11/09	290		X	145	7	HY 150DB	263	18
234	FURNITURE	6/11/09	341		X	170	7	HY 150DB	310	21
235	FURNITURE	6/11/09	530		X	265	7	HY 150DB	481	33
236	FURNITURE	8/26/09	558		X	279	7	HY 150DB	507	34
237	EQUIPMENT - MISC	10/30/08	189		X	94	7	HY 150DB	172	11
238	EQUIPMENT-MISC	3/31/09	208		X	104	7	HY 150DB	189	13
239	EQUIPMENT - MISC	4/25/09	226		X	113	7	HY 150DB	205	14
242	EQUIPMENT-Fund R.	10/09/08	150		X	75	7	HY 150DB	136	9

AMT Asset Report

Form 990, Page 1

Asset	Description	Date In Service	Cost	Bus %	Sec 179 Bonus	Basis for Depr	PerConv Meth	Prior	Current
243	IMPROVEMENTS-septic tank	3/05/09	500		X	250	10 HY 150DB	402	22
244	SEPTIC	6/08/09	10,000		X	5,000	10 HY 150DB	8,034	437
245	IMPROVEMENT	1/01/09	17,305		X	8,652	10 HY 150DB	13,902	756
246	IMPROVEMENT-septic tank	1/01/09	5,000		X	2,500	10 HY 150DB	4,017	218
247	TOILET & RAILS	1/20/10	313		X	157	10 MQ 150DB	239	14
248	WINDOWS	1/28/10	267		X	134	10 MQ 200DB	219	10
249	TILE FLOORS	4/18/10	240		X	120	10 MQ 200DB	195	9
250	A/C Thermostat	4/26/10	345		X	172	10 MQ 200DB	280	13
251	A/C CIRCUIT BD.	6/28/10	233		X	117	10 MQ 200DB	189	9
252	WATER VALVE	7/11/10	140		X	70	10 MQ 200DB	112	5
253	A/C CAPACITOR	8/23/10	138		X	69	10 MQ 200DB	110	6
254	A/C THERMOSTAT	9/11/10	366		X	0	10 MQ 200DB	366	0
255	WASHER	12/21/09	400		X	200	5 MQ 200DB	397	3
256	DRYER	1/26/10	330		X	165	5 MQ 200DB	323	7
257	SHOWER BED	3/26/10	817		X	408	5 MQ 200DB	800	17
258	SHOWER BED	4/12/10	115		X	57	5 MQ 200DB	111	4
259	REFRIGERATOR	7/26/10	1,450		X	725	5 MQ 200DB	1,381	69
260	REFRIGERATOR	8/26/10	525		X	262	5 MQ 200DB	500	25
261	TABLE & CHAIRS	9/14/10	175		X	0	5 MQ 200DB	175	0
263	MATTRESS	11/16/10	249		X	0	7 MQ 200DB	249	0
264	BED	11/26/10	144		X	0	7 MQ 200DB	144	0
265	TV	3/26/11	190		X	0	7 MQ 200DB	190	0
266	SOFA & LOVESEAT	4/26/11	739		X	0	7 MQ 200DB	739	0
267	PORTABLE MATS-behavior	4/26/11	941		X	0	7 MQ 200DB	941	0
268	REFRIGERATOR	7/08/11	390		X	0	5 MQ 200DB	390	0
269	SHOWER MATTRESS	5/26/11	191		X	0	5 MQ 200DB	191	0
270	REFRIGERATOR	7/01/11	359		X	0	5 MQ 200DB	359	0
271	LAPTOP	7/12/11	597		X	0	5 MQ 200DB	597	0
Sold/Scrapped: 9/30/15									
272	LAPTOP	7/12/11	599		X	0	5 MQ 200DB	599	0
273	COMPUTER-Admin	8/12/11	720		X	0	5 MQ 200DB	720	0
274	COMPUTER	9/13/11	579		X	0	5 MQ 200DB	579	0
275	2005 TOYOTA SIENNA-ADT	10/15/10	11,899			11,899	5 MQ 150DB	9,688	1,965
276	2005 TOYOTA SIENNA	9/26/11	10,449			10,449	5 MQ 150DB	7,235	1,714
277	SOFA & CHAIR-donated	10/01/10	400		X	0	7 MQ 200DB	400	0
282	2004 Toyota Sienna	2/22/12	13,149			13,149	5 HY 150DB	7,672	2,191
283	2004 Toyota Sienna	5/25/12	11,681			11,681	5 HY 150DB	6,816	1,946
288	Large Pacer for ADT	4/14/14	1,860		X	930	7 HY 150DB	1,030	178
289	Onsite Defibrillator - ADT	5/22/14	1,143		X	572	7 HY 150DB	633	109
290	Van	6/01/14	4,000		X	2,000	5 HY 150DB	2,300	510
298	5 Computer Work Stations-ADT	9/12/14	1,000		X	500	5 HY 150DB	575	128
299	Computer with software	9/05/14	200		X	100	5 HY 150DB	115	26
300	Computer with software	9/05/14	200		X	100	5 HY 150DB	115	26
301	Computer with software	9/05/14	200		X	100	5 HY 150DB	115	26
302	Computer with software	9/05/14	200		X	100	5 HY 150DB	115	26
303	Computer with software	9/05/14	400		X	200	5 HY 150DB	230	51
304	Computer with software-ADT	9/05/14	800		X	400	5 HY 150DB	460	102
305	Washer, dryer, & dishwasher	6/01/14	2,186		X	1,093	7 HY 150DB	1,210	209
			<u>1,129,553</u>			<u>1,028,241</u>		<u>591,546</u>	<u>41,013</u>

Other Depreciation:

12	LAND	8/31/95	25,000			25,000	0 -- Land	0	0
58	LAND	5/01/01	25,000			25,000	0 -- Land	0	0
80	LAND	3/03/95	10,000			10,000	0 -- Land	0	0
160	OLSON LANE	11/28/04	0			0	0 HY	0	0
262	IMPROVEMENTS-CDBG	8/08/11	29,573			29,573	27 MO S/L	3,405	1,076
278	IMPROVEMENTS-CDBG	8/08/11	25,794			25,794	27 MO S/L	2,970	938
279	IMPROVEMENTS-CDBG	8/08/11	15,517			15,517	27 MO S/L	1,787	564
280	IMPROVEMENTS-CDBG	8/08/11	52,788			52,788	27 MO S/L	6,079	1,919
281	IMPROVEMENTS-CDBG	8/08/11	7,155			7,155	27 MO S/L	824	260
284	Phillip's Highway Building	9/01/13	0			0	0 HY	0	0
285	Land - Phillips Highway	9/01/13	0			0	0 HY	0	0
286	Improvements - Phillips Highway	9/01/13	0			0	0 HY	0	0
291	Loan Closing Costs - GC	12/12/13	0			0	0 HY	0	0
292	Improvements - Grasse Cay	6/01/14	0			0	0 HY	0	0
293	Land - Grasse Cay	6/01/14	0			0	0 HY	0	0
294	House - Grasse Cay	6/01/14	0			0	0 HY	0	0
295	JEA Pump Station	1/21/14	0			0	0 HY	0	0
296	Sewer - Phillips Pkwy	9/17/14	0			0	0 HY	0	0

AMT Asset Report

Form 990, Page 1

Asset	Description	Date In Service	Cost	Bus %	Sec 179 Bonus	Basis for Depr	PerConv Meth	Prior	Current
297	Two window replacements	1/24/14	0			0	0 HY	0	0
	Total Other Depreciation		<u>190,827</u>			<u>190,827</u>		<u>15,065</u>	<u>4,757</u>
	Total ACRS and Other Depreciation		<u>190,827</u>			<u>190,827</u>		<u>15,065</u>	<u>4,757</u>
	Grand Totals		1,356,495			1,246,127		606,611	55,841
	Less: Dispositions and Transfers		<u>37,968</u>			<u>31,547</u>		<u>37,968</u>	<u>0</u>
	Net Grand Totals		<u>1,318,527</u>			<u>1,214,580</u>		<u>568,643</u>	<u>55,841</u>

59-3212078

Bonus Depreciation Report

FYE: 9/30/2015

Asset	Property Description	Date In Service	Tax Cost	Bus Pct	Tax Sec 179 Exp	Current Bonus	Prior Bonus	Tax - Basis for Depr
Activity: Form 990, Page 1								
8	TABLE	11/15/01	150		0	0	45	105
9	VCR	10/16/01	55		0	0	16	39
10	AIR CONDITIONING UNIT	4/01/02	1,400		0	0	420	980
15	PRINTER/FAX/SCAN/COPY	8/13/03	199		0	0	99	100
22	MATTRESS SETS	2/03/03	1,204		0	0	361	843
23	DRESSERS	2/20/03	244		0	0	73	171
24	MEDICINE CABINET	1/08/03	158		0	0	47	111
56	DINING ROOM CHAIRS	4/17/03	130		0	0	39	91
57	MATTRESS	6/30/03	263		0	0	132	131
64	COMPUTER/MONITOR	3/06/02	1,372		0	0	412	960
74	WASHER	11/01/01	400		0	0	120	280
75	FIRE ALARM SYSTEM	3/07/02	1,825		0	0	548	1,277
76	AIR CONDITIONING UNIT	3/13/02	2,800		0	0	840	1,960
77	MEDICINE CABINET	4/10/02	250		0	0	75	175
78	MEDICINE CABINET	4/05/03	170		0	0	51	119
79	DRESSER	8/06/03	230		0	0	115	115
84	COMPUTER/MONITOR	11/22/02	352		0	0	106	246
87	HP PRINTER	9/28/01	320		0	0	96	224
88	FAX MACHINE	10/25/01	325		0	0	98	227
89	PHONE SYSTEM	3/04/02	2,923		0	0	877	2,046
90	2 DELL COMPUTERS & MONITORS	3/06/02	2,744		0	0	823	1,921
91	REFRIGERATOR	5/01/02	260		0	0	78	182
92	COMPUTER & MONITOR	5/15/02	550		0	0	165	385
94	PHONE FOR PHONE SYSTEM	11/02/02	225		0	0	68	157
96	FENCE AND YARD SUPPLIES	11/27/02	1,875		0	0	562	1,313
97	FIRE ALARM SYSTEM	12/19/02	3,625		0	0	1,088	2,537
98	SOD	1/13/02	164		0	0	49	115
102	CT COMPUTER	8/05/02	400		0	0	120	280
103	PRINTER	9/25/02	940		0	0	282	658
111	MATTRESS	6/29/02	658		0	0	197	461
112	MATTRESS	6/27/02	639		0	0	192	447
113	GARAGE DOOR	8/05/02	735		0	0	221	514
114	OFFICE FURNITURE	9/30/02	149		0	0	45	104
151	COMPUTER	5/27/04	973		0	0	486	487
152	COMPUTER	5/27/04	973		0	0	486	487
153	COMPUTER	5/27/04	973		0	0	486	487
154	COMPUTER	5/27/04	973		0	0	486	487
155	COMPUTER	5/27/04	973		0	0	486	487
156	DISHWASHER	9/30/04	299		0	0	150	149
159	WASHER	9/30/04	403		0	0	202	201
198	2003 CHRYSLER VOYAGER	3/14/03	19,413		0	0	5,824	13,589
204	40 GALLON HEATER	3/28/08	845		0	0	423	422
209	6 CHAIRS AND TABLE	1/10/08	400		0	0	200	200
210	2 BENCHES FOR TABLE	3/10/08	268		0	0	134	134
211	2 DISPLAY SPEAKER PHONE	3/12/08	390		0	0	195	195
212	MD RANGE	3/26/08	387		0	0	193	194
213	EXERCISE MAT FOR CAMP	5/26/08	316		0	0	158	158
214	WHEEL CHAIR	6/09/08	137		0	0	69	68
215	DISHWASHER	6/26/08	124		0	0	62	62
216	GENERATOR	9/03/08	400		0	0	200	200
217	GENERATOR	9/03/08	400		0	0	200	200
218	IMPROVEMENT	3/28/08	845		0	0	423	422
219	IMPROVEMENT	6/11/08	512		0	0	256	256
220	IMPROVEMENT	6/13/08	800		0	0	400	400
221	IMPROVEMENT	6/25/08	250		0	0	125	125
222	IMPROVEMENT	6/26/08	171		0	0	86	85
223	IMPROVEMENT	7/07/08	5,700		0	0	2,850	2,850
224	2006 DODGE GRAND CARAVAN	6/18/08	35,214		0	0	17,607	17,607
225	BROTHER PRINTER	9/04/08	180		0	0	90	90
226	Improvement - Builder Care Donated	9/30/08	70,120		0	0	26,609	43,511
227	Improvement - Builder Care Donated	9/30/08	1,000		0	0	379	621
229	FURNITURE	10/26/08	122		0	0	61	61
230	FURNITURE	10/26/08	179		0	0	90	89
231	FURNITURE	6/11/09	395		0	0	198	197
232	FURNITURE	6/11/09	395		0	0	198	197
233	FURNITURE	6/11/09	290		0	0	145	145
234	FURNITURE	6/11/09	341		0	0	171	170
235	FURNITURE	6/11/09	530		0	0	265	265
236	FURNITURE	8/26/09	558		0	0	279	279

Bonus Depreciation Report

Asset	Property Description	Date In Service	Tax Cost	Bus Pct	Tax Sec 179 Exp	Current Bonus	Prior Bonus	Tax - Basis for Depr
Activity: Form 990, Page 1 (continued)								
237	EQUIPMENT - MISC	10/30/08	189		0	0	95	94
238	EQUIPMENT-MISC	3/31/09	208		0	0	104	104
239	EQUIPMENT - MISC	4/25/09	226		0	0	113	113
242	EQUIPMENT-Fund R.	10/09/08	150		0	0	75	75
243	IMPROVEMENTS-septic tank	3/05/09	500		0	0	250	250
244	SEPTIC	6/08/09	10,000		0	0	5,000	5,000
245	IMPROVEMENT	1/01/09	17,305		0	0	8,653	8,652
246	IMPROVEMENT-septic tank	1/01/09	5,000		0	0	2,500	2,500
247	TOILET & RAILS	1/20/10	313		0	0	156	157
248	WINDOWS	1/28/10	267		0	0	133	134
249	TILE FLOORS	4/18/10	240		0	0	120	120
250	A/C Thermostat	4/26/10	345		0	0	173	172
251	A/C CIRCUIT BD.	6/28/10	233		0	0	116	117
252	WATER VALVE	7/11/10	140		0	0	70	70
253	A/C CAPACITOR	8/23/10	138		0	0	69	69
254	A/C THERMOSTAT	9/11/10	366		0	0	366	0
255	WASHER	12/21/09	400		0	0	200	200
256	DRYER	1/26/10	330		0	0	165	165
257	SHOWER BED	3/26/10	817		0	0	409	408
258	SHOWER BED	4/12/10	115		0	0	58	57
259	REFRIGERATOR	7/26/10	1,450		0	0	725	725
260	REFRIGERATOR	8/26/10	525		0	0	263	262
261	TABLE & CHAIRS	9/14/10	175		0	0	175	0
263	MATTRESS	11/16/10	249		0	0	249	0
264	BED	11/26/10	144		0	0	144	0
265	TV	3/26/11	190		0	0	190	0
266	SOFA & LOVESEAT	4/26/11	739		0	0	739	0
267	PORTABLE MATS-behavior	4/26/11	941		0	0	941	0
268	REFRIGERATOR	7/08/11	390		0	0	390	0
269	SHOWER MATTRESS	5/26/11	191		0	0	191	0
270	REFRIGERATOR	7/01/11	359		0	0	359	0
271	LAPTOP	7/12/11	597		0	0	597	0
272	LAPTOP	7/12/11	599		0	0	599	0
273	COMPUTER-Admin	8/12/11	720		0	0	720	0
274	COMPUTER	9/13/11	579		0	0	579	0
277	SOFA & CHAIR-donated	10/01/10	400		0	0	400	0
288	Large Pacer for ADT	4/14/14	1,860		0	0	930	930
289	Onsite Defibrillator - ADT	5/22/14	1,143		0	0	571	572
290	Van	6/01/14	4,000		0	0	2,000	2,000
298	5 Computer Work Statons-ADT	9/12/14	1,000		0	0	500	500
299	Computer with software	9/05/14	200		0	0	100	100
300	Computer with software	9/05/14	200		0	0	100	100
301	Computer with software	9/05/14	200		0	0	100	100
302	Computer with software	9/05/14	200		0	0	100	100
303	Computer with software	9/05/14	400		0	0	200	200
304	Computer with software-ADT	9/05/14	800		0	0	400	400
305	Washer, dryer, & dishwasher	6/01/14	2,186		0	0	1,093	1,093
306	Scale for Hoyer Lift	6/26/15	1,182		0	591	0	591
307	Utility Trailer	7/07/15	1,500		0	750	0	750
308	Defibrillator Unit	9/22/15	1,057		0	528	0	529
309	Defibrillator Unit	9/22/15	1,057		0	528	0	529
310	Defibrillator Unit	9/22/15	1,057		0	528	0	529
312	Dex Imaging Copier	9/12/15	12,262		0	6,131	0	6,131
Form 990, Page 1			249,817		0	9,056	101,312	139,449
*Less: Dispositions and Transfers			20,010		0	0	6,421	13,589
Net Form 990, Page 1			229,807		0	9,056	94,891	125,860
Grand Total			249,817		0	9,056	101,312	139,449
Less: Dispositions and Transfers			20,010		0	0	6,421	13,589
Net Grand Total			229,807		0	9,056	94,891	125,860

Depreciation Adjustment Report

All Business Activities

Form	Unit	Asset	Description	Tax	AMT	AMT Adjustments/ Preferences
MACRS Adjustments:						
Page 1	1	1	BUILDING	3,100	3,022	78
Page 1	1	2	CABINET DRAWER	41	40	1
Page 1	1	3	ROOF	182	125	57
Page 1	1	4	CARPET	0	0	0
Page 1	1	5	SEPTIC TANK SYSTEM	688	688	0
Page 1	1	6	HOT WATER HEATER	0	0	0
Page 1	1	7	VCR	0	0	0
Page 1	1	8	TABLE	0	0	0
Page 1	1	9	VCR	0	0	0
Page 1	1	10	AIR CONDITIONING UNIT	0	0	0
Page 1	1	13	DRAWER FILE CABINET	0	0	0
Page 1	1	14	DELL COMPUTER	0	0	0
Page 1	1	15	PRINTER/FAX/SCAN/COPY	0	0	0
Page 1	1	16	1998 FORD E-350 VAN	0	0	0
Page 1	1	17	WHEELCHAIR LIFT & INSTALLATION	0	0	0
Page 1	1	22	MATTRESS SETS	0	0	0
Page 1	1	23	DRESSERS	0	0	0
Page 1	1	24	MEDICINE CABINET	0	0	0
Page 1	1	25	BUILDING	3,977	3,977	0
Page 1	1	26	LEATHER SOFA & LST	0	0	0
Page 1	1	27	HEADBOARD	0	0	0
Page 1	1	28	HEADBOARD	0	0	0
Page 1	1	29	LINGERIE CHEST	0	0	0
Page 1	1	30	NIGHT STAND	0	0	0
Page 1	1	31	MATTRESS & FOUNDATION	0	0	0
Page 1	1	32	MATTRESS & FOUNDATION	0	0	0
Page 1	1	33	BEDROOM SETUP	0	0	0
Page 1	1	34	MATTRESS& FOUNDATION	0	0	0
Page 1	1	35	BOOKCASE HBBD	0	0	0
Page 1	1	36	NIGHTSTAND	0	0	0
Page 1	1	37	DRESSER	0	0	0
Page 1	1	38	HEADBOARD	0	0	0
Page 1	1	39	DESK/HUTCH	0	0	0
Page 1	1	40	DESK CHAIR	0	0	0
Page 1	1	41	MATTRESS & FOUNDATION	0	0	0
Page 1	1	42	MIRROR	0	0	0
Page 1	1	43	DRAWER CHEST	0	0	0
Page 1	1	44	LINGERIE CHEST	0	0	0
Page 1	1	45	MATTRESS & FOUNDATION	0	0	0
Page 1	1	47	DESK/FILE CABINET	0	0	0
Page 1	1	48	ENTERTAINMENT CENTER	0	0	0
Page 1	1	50	FREEZER	0	0	0
Page 1	1	52	ELECTRIC RANGE	0	0	0
Page 1	1	54	KITCHEN APPLIANCE	0	0	0
Page 1	1	55	VCR	0	0	0
Page 1	1	56	DINING ROOM CHAIRS	0	0	0
Page 1	1	57	MATTRESS	0	0	0
Page 1	1	59	PRINTER/COPIER/FAX	0	0	0
Page 1	1	60	FILE CABINET	0	0	0
Page 1	1	61	OFFICE EQUIPMENT	0	0	0
Page 1	1	62	OFFICE EQUIPMENT	0	0	0
Page 1	1	64	COMPUTER/MONITOR	0	0	0
Page 1	1	66	BUILDING	1,964	1,915	49
Page 1	1	67	IMPROVEMENTS	35	34	1
Page 1	1	68	WOODEN FENCE & INSTALLATION	0	0	0
Page 1	1	69	STEEL GARAGE DOOR	0	0	0
Page 1	1	70	CARPET	0	0	0
Page 1	1	71	LEATHER SOFA/LVST	0	0	0
Page 1	1	73	BEDROOM FURNITURE	0	0	0
Page 1	1	74	WASHER	0	0	0
Page 1	1	75	FIRE ALARM SYSTEM	0	0	0
Page 1	1	76	AIR CONDITIONING UNIT	0	0	0
Page 1	1	77	MEDICINE CABINET	0	0	0
Page 1	1	78	MEDICINE CABINET	0	0	0
Page 1	1	79	DRESSER	0	0	0
Page 1	1	81	LANDSCAPING	0	0	0

Depreciation Adjustment Report

All Business Activities

Form	Unit	Asset	Description	Tax	AMT	AMT Adjustments/ Preferences
Page 1	1	82	PRINTER/COPIER	0	0	0
Page 1	1	83	DELL COMPUTER	0	0	0
Page 1	1	84	COMPUTER/MONITOR	0	0	0
Page 1	1	85	DRAWER FILE CABINET	0	0	0
Page 1	1	86	OFFICE EQUIPMENT	0	0	0
Page 1	1	87	HP PRINTER	0	0	0
Page 1	1	88	FAX MACHINE	0	0	0
Page 1	1	89	PHONE SYSTEM	0	0	0
Page 1	1	90	2 DELL COMPUTERS & MONITORS	0	0	0
Page 1	1	91	REFRIGERATOR	0	0	0
Page 1	1	92	COMPUTER & MONITOR	0	0	0
Page 1	1	93	PRINTER/FAX/SCAN/COPY	0	0	0
Page 1	1	94	PHONE FOR PHONE SYSTEM	0	0	0
Page 1	1	95	BUILDING	3,587	3,587	0
Page 1	1	96	FENCE AND YARD SUPPLIES	0	0	0
Page 1	1	97	FIRE ALARM SYSTEM	0	0	0
Page 1	1	98	SOD	10	10	0
Page 1	1	99	DRESSER W/ MIRROR	0	0	0
Page 1	1	102	CT COMPUTER	0	0	0
Page 1	1	103	PRINTER	0	0	0
Page 1	1	104	COMPUTER CABLE	0	0	0
Page 1	1	105	2 PRINTERS	0	0	0
Page 1	1	106	WHITE WASH MOBILE FILE	0	0	0
Page 1	1	108	486/40 MHZ COMPUTER SYS	0	0	0
Page 1	1	109	LANDSCAPING	0	0	0
Page 1	1	110	FLOWERS AND SHRUBS	0	0	0
Page 1	1	111	MATTRESS	0	0	0
Page 1	1	112	MATTRESS	0	0	0
Page 1	1	113	GARAGE DOOR	0	0	0
Page 1	1	114	OFFICE FURNITURE	0	0	0
Page 1	1	115	WHITE HOTPOINT REFR	0	0	0
Page 1	1	116	GOLD STAR VCR	0	0	0
Page 1	1	117	ARTWORK/PICTURES	0	0	0
Page 1	1	118	WATER SOFTENER SYSTEM	0	0	0
Page 1	1	119	SECRETARY CHAIR	0	0	0
Page 1	1	120	COMPUTER DESK	0	0	0
Page 1	1	122	COMPUTER WORKCENTER	0	0	0
Page 1	1	123	GAS LIFT TYPIST CHAIR	0	0	0
Page 1	1	125	ARTWORK (FRAMED)	0	0	0
Page 1	1	126	FURNITURE	0	0	0
Page 1	1	133	USED COMPUTER CABINET	0	0	0
Page 1	1	134	NEW COMPUTER CABINET	0	0	0
Page 1	1	135	FURN & FIXTURES	0	0	0
Page 1	1	136	FURN & FIXTURES	0	0	0
Page 1	1	151	COMPUTER	0	0	0
Page 1	1	152	COMPUTER	0	0	0
Page 1	1	153	COMPUTER	0	0	0
Page 1	1	154	COMPUTER	0	0	0
Page 1	1	155	COMPUTER	0	0	0
Page 1	1	156	DISHWASHER	0	0	0
Page 1	1	159	WASHER	0	0	0
Page 1	1	161	OLSON LANE	2,435	2,435	0
Page 1	1	162	OLSON LANE	705	705	0
Page 1	1	164	PROPERTY IMPROVEMENT	549	549	0
Page 1	1	165	VAN-2006 Dodge Caravan	2,550	3,392	-842
Page 1	1	166	LAPTOP COMPUTER	0	0	0
Page 1	1	167	LAPTOP COMPUTER-Fund R.	0	0	0
Page 1	1	168	FILE CABINET	0	0	0
Page 1	1	169	TELEVISION	0	0	0
Page 1	1	170	LASER PRINTER	0	0	0
Page 1	1	171	STOVE	0	0	0
Page 1	1	172	TELEVISION	0	0	0
Page 1	1	174	COMPUTER	0	0	0
Page 1	1	175	RANGE	0	0	0
Page 1	1	176	KITCHEN CHAIRS	0	0	0
Page 1	1	177	DISHWASHER	0	0	0
Page 1	1	178	BUILDING IMPROVEMENT	2,667	2,667	0
Page 1	1	179	TELEPHONE	0	0	0
Page 1	1	180	DRYER	0	0	0
Page 1	1	181	DISHWASHER	0	0	0

59-3212078

Depreciation Adjustment Report

FYE: 9/30/2015

All Business Activities

Form	Unit	Asset	Description	Tax	AMT	AMT Adjustments/ Preferences
Page 1	1	182	DRYER	0	0	0
Page 1	1	183	FILE CABINET - BEHAVIOR	0	0	0
Page 1	1	184	2 SOFAS, 2 END TABLES	0	0	0
Page 1	1	185	RANGE	0	0	0
Page 1	1	186	WASHER	0	0	0
Page 1	1	187	2 MONACH CHAIRS	0	0	0
Page 1	1	188	REFRIGERATOR - CAMP	0	0	0
Page 1	1	189	DISHWATER	0	0	0
Page 1	1	190	TABLE & CHAIR	0	0	0
Page 1	1	191	CABINET	0	0	0
Page 1	1	192	AIR CONDITION	0	0	0
Page 1	1	193	FILING CABINET - ADT	0	0	0
Page 1	1	194	RADIATOR	0	0	0
Page 1	1	195	MATTRESS FOR AUTUMN	0	0	0
Page 1	1	196	MATTRESS FOR DWIGHT	0	0	0
Page 1	1	197	MATTRESS FOR TRAVIS	0	0	0
Page 1	1	198	2003 CHRYSLER VOYAGER	0	0	0
Page 1	1	199	2005 CHRYSLER VAN	0	0	0
Page 1	1	202	LAPTOP COMPUTER	0	0	0
Page 1	1	203	LAPTOP COMPUTER	0	0	0
Page 1	1	204	40 GALLON HEATER	28	39	-11
Page 1	1	205	DRESSER - IVEY GOFF	5	7	-2
Page 1	1	206	6 KITCHEN CHAIRS	0	0	0
Page 1	1	207	DISHWASHER	5	7	-2
Page 1	1	208	2 KITCHEN CHAIRS	0	0	0
Page 1	1	209	6 CHAIRS AND TABLE	0	0	0
Page 1	1	210	2 BENCHES FOR TABLE	9	12	-3
Page 1	1	211	2 DISPLAY SPEAKER PHONE	0	0	0
Page 1	1	212	MD RANGE	13	18	-5
Page 1	1	213	EXERCISE MAT FOR CAMP	0	0	0
Page 1	1	214	WHEEL CHAIR	0	0	0
Page 1	1	215	DISHWASHER	0	0	0
Page 1	1	216	GENERATOR	0	0	0
Page 1	1	217	GENERATOR	0	0	0
Page 1	1	218	IMPROVEMENT	55	74	-19
Page 1	1	219	IMPROVEMENT	34	44	-10
Page 1	1	220	IMPROVEMENT	52	70	-18
Page 1	1	221	IMPROVEMENT	16	22	-6
Page 1	1	222	IMPROVEMENT	11	15	-4
Page 1	1	223	IMPROVEMENT	374	497	-123
Page 1	1	224	2006 DODGE GRAND CARAVAN	1,949	2,702	-753
Page 1	1	225	BROTHER PRINTER	0	0	0
Page 1	1	226	Improvement - Builder Care Donated	3,263	3,263	0
Page 1	1	227	Improvement - Builder Care Donated	47	47	0
Page 1	1	229	FURNITURE	5	7	-2
Page 1	1	230	FURNITURE	8	11	-3
Page 1	1	231	FURNITURE	17	24	-7
Page 1	1	232	FURNITURE	17	24	-7
Page 1	1	233	FURNITURE	13	18	-5
Page 1	1	234	FURNITURE	15	21	-6
Page 1	1	235	FURNITURE	23	33	-10
Page 1	1	236	FURNITURE	24	34	-10
Page 1	1	237	EQUIPMENT - MISC	8	11	-3
Page 1	1	238	EQUIPMENT-MISC	9	13	-4
Page 1	1	239	EQUIPMENT - MISC	10	14	-4
Page 1	1	242	EQUIPMENT-Fund R.	7	9	-2
Page 1	1	243	IMPROVEMENTS-septic tank	17	22	-5
Page 1	1	244	SEPTIC	328	437	-109
Page 1	1	245	IMPROVEMENT	567	756	-189
Page 1	1	246	IMPROVEMENT-septic tank	164	218	-54
Page 1	1	247	TOILET & RAILS	11	14	-3
Page 1	1	248	WINDOWS	10	10	0
Page 1	1	249	TILE FLOORS	9	9	0
Page 1	1	250	A/C Thermostat	13	13	0
Page 1	1	251	A/C CIRCUIT BD.	9	9	0
Page 1	1	252	WATER VALVE	5	5	0
Page 1	1	253	A/C CAPACITOR	6	6	0
Page 1	1	254	A/C THERMOSTAT	0	0	0
Page 1	1	255	WASHER	3	3	0
Page 1	1	256	DRYER	7	7	0

Depreciation Adjustment Report

All Business Activities

Form	Unit	Asset	Description	Tax	AMT	AMT Adjustments/ Preferences
Page 1	1	257	SHOWER BED	17	17	0
Page 1	1	258	SHOWER BED	4	4	0
Page 1	1	259	REFRIGERATOR	69	69	0
Page 1	1	260	REFRIGERATOR	25	25	0
Page 1	1	261	TABLE & CHAIRS	0	0	0
Page 1	1	263	MATTRESS	0	0	0
Page 1	1	264	BED	0	0	0
Page 1	1	265	TV	0	0	0
Page 1	1	266	SOFA & LOVESEAT	0	0	0
Page 1	1	267	PORTABLE MATS-behavior	0	0	0
Page 1	1	268	REFRIGERATOR	0	0	0
Page 1	1	269	SHOWER MATTRESS	0	0	0
Page 1	1	270	REFRIGERATOR	0	0	0
Page 1	1	271	LAPTOP	0	0	0
Page 1	1	272	LAPTOP	0	0	0
Page 1	1	273	COMPUTER-Admin	0	0	0
Page 1	1	274	COMPUTER	0	0	0
Page 1	1	275	2005 TOYOTA SIENNA-ADT	1,310	1,965	-655
Page 1	1	276	2005 TOYOTA SIENNA	1,143	1,714	-571
Page 1	1	277	SOFA & CHAIR-donated	0	0	0
Page 1	1	282	2004 Toyota Sienna	1,515	2,191	-676
Page 1	1	283	2004 Toyota Sienna	1,345	1,946	-601
Page 1	1	288	Large Pacer for ADT	228	178	50
Page 1	1	289	Onsite Defibrillator - ADT	140	109	31
Page 1	1	290	Van	640	510	130
Page 1	1	298	5 Computer Work Statons-ADT	160	128	32
Page 1	1	299	Computer with software	32	26	6
Page 1	1	300	Computer with software	32	26	6
Page 1	1	301	Computer with software	32	26	6
Page 1	1	302	Computer with software	32	26	6
Page 1	1	303	Computer with software	64	51	13
Page 1	1	304	Computer with software-ADT	128	102	26
Page 1	1	305	Washer, dryer, & dishwasher	268	209	59
Page 1	1	306	Scale for Hoyer Lift	655	639	16
Page 1	1	307	Utility Trailer	777	770	7
Page 1	1	308	Defibrillator Unit	547	542	5
Page 1	1	309	Defibrillator Unit	547	542	5
Page 1	1	310	Defibrillator Unit	547	542	5
Page 1	1	311	2008 Toyota Van-Transportation	900	675	225
Page 1	1	312	Dex Imaging Copier	6,438	6,361	77
				<u>47,251</u>	<u>51,084</u>	<u>-3,833</u>

Asset	Description	Date In Service	Cost	Tax	AMT
Prior MACRS:					
1	BUILDING	8/31/95	120,900	3,100	3,023
2	CABINET DRAWER	11/19/96	1,598	41	40
3	ROOF	9/01/98	5,000	181	125
4	CARPET	9/01/98	1,398	0	0
5	SEPTIC TANK SYSTEM	10/12/00	11,662	345	345
6	HOT WATER HEATER	4/29/99	547	0	0
7	VCR	5/31/01	85	0	0
8	TABLE	11/15/01	150	0	0
9	VCR	10/16/01	55	0	0
10	AIR CONDITIONING UNIT	4/01/02	1,400	0	0
13	DRAWER FILE CABINET	4/03/01	180	0	0
14	DELL COMPUTER	1/15/01	1,104	0	0
15	PRINTER/FAX/SCAN/COPY	8/13/03	199	0	0
16	1998 FORD E-350 VAN	6/30/99	23,903	0	0
17	WHEELCHAIR LIFT & INSTALLATION	9/06/01	1,800	0	0
22	MATTRESS SETS	2/03/03	1,204	0	0
23	DRESSERS	2/20/03	244	0	0
24	MEDICINE CABINET	1/08/03	158	0	0
25	BUILDING	5/01/01	109,359	3,977	3,977
26	LEATHER SOFA & LST	4/03/01	2,445	0	0
27	HEADBOARD	4/03/01	250	0	0
28	HEADBOARD	4/03/01	250	0	0
29	LINGERIE CHEST	4/03/01	550	0	0
30	NIGHT STAND	4/03/01	250	0	0
31	MATTRESS & FOUNDATION	4/03/01	300	0	0
32	MATTRESS & FOUNDATION	4/03/01	300	0	0
33	BEDROOM SETUP	4/03/01	1,170	0	0
34	MATTRESS& FOUNDATION	4/03/01	300	0	0
35	BOOKCASE HDBD	4/03/01	250	0	0
36	NIGHTSTAND	4/03/01	120	0	0
37	DRESSER	4/03/01	350	0	0
38	HEADBOARD	4/03/01	400	0	0
39	DESK/HUTCH	4/03/01	600	0	0
40	DESK CHAIR	4/03/01	100	0	0
41	MATTRESS & FOUNDATION	4/03/01	300	0	0
42	MIRROR	4/03/01	180	0	0
43	DRAWER CHEST	4/03/01	600	0	0
44	LINGERIE CHEST	4/03/01	550	0	0
45	MATTRESS & FOUNDATION	4/03/01	300	0	0
47	DESK/FILE CABINET	5/18/01	1,322	0	0
48	ENTERTAINMENT CENTER	5/18/01	899	0	0
50	FREEZER	5/18/01	442	0	0
52	ELECTRIC RANGE	5/18/01	485	0	0
54	KITCHEN APPLIANCE	6/11/01	120	0	0
55	VCR	7/11/01	58	0	0
56	DINING ROOM CHAIRS	4/17/03	130	0	0
57	MATTRESS	6/30/03	263	0	0
59	PRINTER/COPIER/FAX	5/30/01	600	0	0
60	FILE CABINET	5/17/01	180	0	0
61	OFFICE EQUIPMENT	5/24/01	160	0	0
62	OFFICE EQUIPMENT	5/31/01	80	0	0
64	COMPUTER/MONITOR	3/06/02	1,372	0	0
66	BUILDING	3/03/95	76,600	1,964	1,915
67	IMPROVEMENTS	3/03/95	1,359	35	34
68	WOODEN FENCE & INSTALLATION	1/02/97	930	0	0
69	STEEL GARAGE DOOR	2/12/97	574	0	0
70	CARPET	6/10/97	1,000	0	0
71	LEATHER SOFA/LVST	4/03/01	2,795	0	0
73	BEDROOM FURNITURE	8/27/01	2,040	0	0
74	WASHER	11/01/01	400	0	0
75	FIRE ALARM SYSTEM	3/07/02	1,825	0	0
76	AIR CONDITIONING UNIT	3/13/02	2,800	0	0
77	MEDICINE CABINET	4/10/02	250	0	0
78	MEDICINE CABINET	4/05/03	170	0	0
79	DRESSER	8/06/03	230	0	0
81	LANDSCAPING	4/10/95	515	0	0
82	PRINTER/COPIER	4/26/01	278	0	0

Asset	Description	Date In Service	Cost	Tax	AMT
83	DELL COMPUTER	1/15/01	1,104	0	0
84	COMPUTER/MONITOR	11/22/02	352	0	0
85	DRAWER FILE CABINET	4/03/01	180	0	0
86	OFFICE EQUIPMENT	5/18/01	700	0	0
87	HP PRINTER	9/28/01	320	0	0
88	FAX MACHINE	10/25/01	325	0	0
89	PHONE SYSTEM	3/04/02	2,923	0	0
90	2 DELL COMPUTERS & MONITORS	3/06/02	2,744	0	0
91	REFRIGERATOR	5/01/02	260	0	0
92	COMPUTER & MONITOR	5/15/02	550	0	0
93	PRINTER/FAX/SCAN/COPY	5/30/01	600	0	0
94	PHONE FOR PHONE SYSTEM	11/02/02	225	0	0
95	BUILDING	2/20/03	139,900	3,587	3,587
96	FENCE AND YARD SUPPLIES	11/27/02	1,875	0	0
97	FIRE ALARM SYSTEM	12/19/02	3,625	0	0
98	SOD	1/13/02	164	11	11
99	DRESSER W/ MIRROR	4/03/01	800	0	0
102	CT COMPUTER	8/05/02	400	0	0
103	PRINTER	9/25/02	940	0	0
104	COMPUTER CABLE	5/18/94	32	0	0
105	2 PRINTERS	5/16/94	767	0	0
106	WHITE WASH MOBILE FILE	5/13/94	75	0	0
108	486/40 MHZ COMPUTER SYS	5/09/94	2,132	0	0
109	LANDSCAPING	4/05/95	275	0	0
110	FLOWERS AND SHRUBS	4/04/95	690	0	0
111	MATTRESS	6/29/02	658	0	0
112	MATTRESS	6/27/02	639	0	0
113	GARAGE DOOR	8/05/02	735	0	0
114	OFFICE FURNITURE	9/30/02	149	0	0
115	WHITE HOTPOINT REFR	7/22/97	225	0	0
116	GOLD STAR VCR	4/08/94	110	0	0
117	ARTWORK/PICTURES	4/25/94	357	0	0
118	WATER SOFTENER SYSTEM	1/15/94	2,639	0	0
119	SECRETARY CHAIR	5/12/94	32	0	0
120	COMPUTER DESK	5/13/94	128	0	0
122	COMPUTER WORKCENTER	5/13/94	191	0	0
123	GAS LIFT TYPIST CHAIR	5/13/94	85	0	0
125	ARTWORK (FRAMED)	5/15/94	327	0	0
126	FURNITURE	12/26/94	600	0	0
133	USED COMPUTER CABINET	2/17/97	175	0	0
134	NEW COMPUTER CABINET	2/17/97	225	0	0
135	FURN & FIXTURES	8/09/98	350	0	0
136	FURN & FIXTURES	8/23/98	490	0	0
151	COMPUTER	5/27/04	973	0	0
152	COMPUTER	5/27/04	973	0	0
153	COMPUTER	5/27/04	973	0	0
154	COMPUTER	5/27/04	973	0	0
155	COMPUTER	5/27/04	973	0	0
156	DISHWASHER	9/30/04	299	0	0
159	WASHER	9/30/04	403	0	0
161	OLSON LANE	11/28/04	95,000	2,436	2,436
162	OLSON LANE	11/29/04	27,500	705	705
164	PROPERTY IMPROVEMENT	1/19/05	21,401	549	549
165	VAN-2006 Dodge Caravan	9/29/06	38,900	2,232	2,969
166	LAPTOP COMPUTER	7/25/06	1,500	0	0
167	LAPTOP COMPUTER-Fund R.	7/25/06	1,000	0	0
168	FILE CABINET	6/21/06	118	0	0
169	TELEVISION	4/21/06	75	0	0
170	LASER PRINTER	4/04/06	670	0	0
171	STOVE	4/01/06	356	0	0
172	TELEVISION	4/01/06	250	0	0
174	COMPUTER	3/06/06	1,192	0	0
175	RANGE	3/03/06	390	0	0
176	KITCHEN CHAIRS	2/04/06	171	0	0
177	DISHWASHER	1/09/06	297	0	0
178	BUILDING IMPROVEMENT	9/30/06	104,000	2,667	2,667
179	TELEPHONE	1/16/07	240	0	0
180	DRYER	3/20/07	245	0	0
181	DISHWASHER	3/20/07	350	0	0
182	DRYER	3/20/07	278	0	0
183	FILE CABINET - BEHAVIOR	4/24/07	134	0	0

Asset	Description	Date In Service	Cost	Tax	AMT
184	2 SOFAS, 2 END TABLES	5/11/07	1,950	0	0
185	RANGE	5/11/07	336	0	0
186	WASHER	5/11/07	510	0	0
187	2 MONACH CHAIRS	6/20/07	158	0	0
188	REFRIGERATOR - CAMP	7/20/07	358	0	0
189	DISHWATER	7/20/07	497	0	0
190	TABLE & CHAIR	8/01/07	183	0	0
191	CABINET	9/13/07	250	0	0
192	AIR CONDITION	9/25/07	112	0	0
193	FILING CABINET - ADT	9/29/07	270	0	0
194	RADIATOR	9/25/07	74	0	0
195	MATTRESS FOR AUTUMN	8/08/07	230	0	0
196	MATTRESS FOR DWIGHT	5/08/07	230	0	0
197	MATTRESS FOR TRAVIS	5/08/07	230	0	0
202	LAPTOP COMPUTER	12/18/07	564	0	0
203	LAPTOP COMPUTER	12/18/07	564	0	0
204	40 GALLON HEATER	3/28/08	845	0	0
205	DRESSER - IVEY GOFF	10/01/07	481	0	0
206	6 KITCHEN CHAIRS	10/25/07	310	0	0
207	DISHWASHER	11/05/07	436	0	0
208	2 KITCHEN CHAIRS	11/09/07	178	0	0
209	6 CHAIRS AND TABLE	1/10/08	400	0	0
210	2 BENCHES FOR TABLE	3/10/08	268	0	0
211	2 DISPLAY SPEAKER PHONE	3/12/08	390	0	0
212	MD RANGE	3/26/08	387	0	0
213	EXERCISE MAT FOR CAMP	5/26/08	316	0	0
214	WHEEL CHAIR	6/09/08	137	0	0
215	DISHWASHER	6/26/08	124	0	0
216	GENERATOR	9/03/08	400	0	0
217	GENERATOR	9/03/08	400	0	0
218	IMPROVEMENT	3/28/08	845	56	74
219	IMPROVEMENT	6/11/08	512	33	45
220	IMPROVEMENT	6/13/08	800	53	70
221	IMPROVEMENT	6/25/08	250	16	21
222	IMPROVEMENT	6/26/08	171	11	15
223	IMPROVEMENT	7/07/08	5,700	374	497
224	2006 DODGE GRAND CARAVAN	6/18/08	35,214	0	0
225	BROTHER PRINTER	9/04/08	180	0	0
226	Improvement - Builder Care Donated	9/30/08	70,120	3,126	3,126
227	Improvement - Builder Care Donated	9/30/08	1,000	45	45
229	FURNITURE	10/26/08	122	3	4
230	FURNITURE	10/26/08	179	4	5
231	FURNITURE	6/11/09	395	9	12
232	FURNITURE	6/11/09	395	9	12
233	FURNITURE	6/11/09	290	6	9
234	FURNITURE	6/11/09	341	8	10
235	FURNITURE	6/11/09	530	12	16
236	FURNITURE	8/26/09	558	13	17
237	EQUIPMENT - MISC	10/30/08	189	4	6
238	EQUIPMENT-MISC	3/31/09	208	5	6
239	EQUIPMENT - MISC	4/25/09	226	5	7
242	EQUIPMENT-Fund R.	10/09/08	150	3	5
243	IMPROVEMENTS-septic tank	3/05/09	500	16	21
244	SEPTIC	6/08/09	10,000	328	437
245	IMPROVEMENT	1/01/09	17,305	567	757
246	IMPROVEMENT-septic tank	1/01/09	5,000	163	219
247	TOILET & RAILS	1/20/10	313	10	14
248	WINDOWS	1/28/10	267	8	8
249	TILE FLOORS	4/18/10	240	7	7
250	A/C Thermostat	4/26/10	345	11	11
251	A/C CIRCUIT BD.	6/28/10	233	7	7
252	WATER VALVE	7/11/10	140	5	5
253	A/C CAPACITOR	8/23/10	138	4	4
254	A/C THERMOSTAT	9/11/10	366	0	0
255	WASHER	12/21/09	400	0	0
256	DRYER	1/26/10	330	0	0
257	SHOWER BED	3/26/10	817	0	0
258	SHOWER BED	4/12/10	115	0	0
259	REFRIGERATOR	7/26/10	1,450	0	0
260	REFRIGERATOR	8/26/10	525	0	0
261	TABLE & CHAIRS	9/14/10	175	0	0

Asset	Description	Date In Service	Cost	Tax	AMT
263	MATTRESS	11/16/10	249	0	0
264	BED	11/26/10	144	0	0
265	TV	3/26/11	190	0	0
266	SOFA & LOVESEAT	4/26/11	739	0	0
267	PORTABLE MATS-behavior	4/26/11	941	0	0
268	REFRIGERATOR	7/08/11	390	0	0
269	SHOWER MATTRESS	5/26/11	191	0	0
270	REFRIGERATOR	7/01/11	359	0	0
272	LAPTOP	7/12/11	599	0	0
273	COMPUTER-Admin	8/12/11	720	0	0
274	COMPUTER	9/13/11	579	0	0
275	2005 TOYOTA SIENNA-ADT	10/15/10	11,899	164	246
276	2005 TOYOTA SIENNA	9/26/11	10,449	1,001	1,500
277	SOFA & CHAIR-donated	10/01/10	400	0	0
282	2004 Toyota Sienna	2/22/12	13,149	1,515	2,191
283	2004 Toyota Sienna	5/25/12	11,681	1,346	1,946
288	Large Pacer for ADT	4/14/14	1,860	162	139
289	Onsite Defibrillator - ADT	5/22/14	1,143	100	86
290	Van	6/01/14	4,000	384	357
298	5 Computer Work Statons-ADT	9/12/14	1,000	96	89
299	Computer with software	9/05/14	200	19	17
300	Computer with software	9/05/14	200	19	17
301	Computer with software	9/05/14	200	19	17
302	Computer with software	9/05/14	200	19	17
303	Computer with software	9/05/14	400	38	36
304	Computer with software-ADT	9/05/14	800	77	71
305	Washer, dryer, & dishwasher	6/01/14	2,186	191	164
306	Scale for Hoyer Lift	6/26/15	1,182	150	116
307	Utility Trailer	7/07/15	1,500	206	157
308	Defibrillator Unit	9/22/15	1,057	146	111
309	Defibrillator Unit	9/22/15	1,057	146	111
310	Defibrillator Unit	9/22/15	1,057	146	111
311	2008 Toyota Van-Transportation	7/16/15	18,000	6,840	5,198
312	Dex Imaging Copier	9/12/15	12,262	2,330	1,771
			<u>1,127,700</u>	<u>41,865</u>	<u>42,343</u>

Other Depreciation:

12	LAND	8/31/95	25,000	0	0
58	LAND	5/01/01	25,000	0	0
80	LAND	3/03/95	10,000	0	0
160	OLSON LANE	11/28/04	15,000	0	0
262	IMPROVEMENTS-CDBG	8/08/11	29,573	1,075	1,075
278	IMPROVEMENTS-CDBG	8/08/11	25,794	938	938
279	IMPROVEMENTS-CDBG	8/08/11	15,517	564	564
280	IMPROVEMENTS-CDBG	8/08/11	52,788	1,920	1,920
281	IMPROVEMENTS-CDBG	8/08/11	7,155	260	260
284	Phillip's Highway Building	9/01/13	471,359	12,087	0
285	Land - Phillips Highway	9/01/13	158,641	0	0
286	Improvements - Phillips Highway	9/01/13	75,939	1,947	0
291	Loan Closing Costs - GC	12/12/13	3,902	130	0
292	Improvements - Grassey Cay	6/01/14	39,576	1,015	0
293	Land - Grassey Cay	6/01/14	65,000	0	0
294	House - Grassey Cay	6/01/14	155,000	3,975	0
295	JEA Pump Station	1/21/14	2,787	72	0
296	Sewer - Phillips Pkwy	9/17/14	65,913	1,690	0
297	Two window replacements	1/24/14	1,140	29	0
	Total Other Depreciation		<u>1,245,084</u>	<u>25,702</u>	<u>4,757</u>
	Total ACRS and Other Depreciation		<u>1,245,084</u>	<u>25,702</u>	<u>4,757</u>

Amortization:

287	Loan Closing Costs	5/25/13	11,473	574	0
-----	--------------------	---------	--------	-----	---

Future Depreciation Report **FYE: 9/30/16**

Form 990, Page 1

<u>Asset</u>	<u>Description</u>	<u>Date In Service</u>	<u>Cost</u>	<u>Tax</u>	<u>AMT</u>
			<u>11,473</u>	<u>574</u>	<u>0</u>
	Grand Totals		<u>2,384,257</u>	<u>68,141</u>	<u>47,100</u>

Asset	Description	Date In Service	Cost	State	AMT
Prior MACRS:					
1	BUILDING	8/31/95	120,900	3,100	3,023
2	CABINET DRAWER	11/19/96	1,598	41	40
3	ROOF	9/01/98	5,000	181	125
4	CARPET	9/01/98	1,398	0	0
5	SEPTIC TANK SYSTEM	10/12/00	11,662	345	345
6	HOT WATER HEATER	4/29/99	547	0	0
7	VCR	5/31/01	85	0	0
8	TABLE	11/15/01	150	0	0
9	VCR	10/16/01	55	0	0
10	AIR CONDITIONING UNIT	4/01/02	1,400	0	0
13	DRAWER FILE CABINET	4/03/01	180	0	0
14	DELL COMPUTER	1/15/01	1,104	0	0
15	PRINTER/FAX/SCAN/COPY	8/13/03	199	0	0
16	1998 FORD E-350 VAN	6/30/99	23,903	0	0
17	WHEELCHAIR LIFT & INSTALLATION	9/06/01	1,800	0	0
22	MATTRESS SETS	2/03/03	1,204	0	0
23	DRESSERS	2/20/03	244	0	0
24	MEDICINE CABINET	1/08/03	158	0	0
25	BUILDING	5/01/01	109,359	3,977	3,977
26	LEATHER SOFA & LST	4/03/01	2,445	0	0
27	HEADBOARD	4/03/01	250	0	0
28	HEADBOARD	4/03/01	250	0	0
29	LINGERIE CHEST	4/03/01	550	0	0
30	NIGHT STAND	4/03/01	250	0	0
31	MATTRESS & FOUNDATION	4/03/01	300	0	0
32	MATTRESS & FOUNDATION	4/03/01	300	0	0
33	BEDROOM SETUP	4/03/01	1,170	0	0
34	MATTRESS& FOUNDATION	4/03/01	300	0	0
35	BOOKCASE HDBD	4/03/01	250	0	0
36	NIGHTSTAND	4/03/01	120	0	0
37	DRESSER	4/03/01	350	0	0
38	HEADBOARD	4/03/01	400	0	0
39	DESK/HUTCH	4/03/01	600	0	0
40	DESK CHAIR	4/03/01	100	0	0
41	MATTRESS & FOUNDATION	4/03/01	300	0	0
42	MIRROR	4/03/01	180	0	0
43	DRAWER CHEST	4/03/01	600	0	0
44	LINGERIE CHEST	4/03/01	550	0	0
45	MATTRESS & FOUNDATION	4/03/01	300	0	0
47	DESK/FILE CABINET	5/18/01	1,322	0	0
48	ENTERTAINMENT CENTER	5/18/01	899	0	0
50	FREEZER	5/18/01	442	0	0
52	ELECTRIC RANGE	5/18/01	485	0	0
54	KITCHEN APPLIANCE	6/11/01	120	0	0
55	VCR	7/11/01	58	0	0
56	DINING ROOM CHAIRS	4/17/03	130	0	0
57	MATTRESS	6/30/03	263	0	0
59	PRINTER/COPIER/FAX	5/30/01	600	0	0
60	FILE CABINET	5/17/01	180	0	0
61	OFFICE EQUIPMENT	5/24/01	160	0	0
62	OFFICE EQUIPMENT	5/31/01	80	0	0
64	COMPUTER/MONITOR	3/06/02	1,372	0	0
66	BUILDING	3/03/95	76,600	1,964	1,915
67	IMPROVEMENTS	3/03/95	1,359	35	34
68	WOODEN FENCE & INSTALLATION	1/02/97	930	0	0
69	STEEL GARAGE DOOR	2/12/97	574	0	0
70	CARPET	6/10/97	1,000	0	0
71	LEATHER SOFA/LVST	4/03/01	2,795	0	0
73	BEDROOM FURNITURE	8/27/01	2,040	0	0
74	WASHER	11/01/01	400	0	0
75	FIRE ALARM SYSTEM	3/07/02	1,825	0	0
76	AIR CONDITIONING UNIT	3/13/02	2,800	0	0
77	MEDICINE CABINET	4/10/02	250	0	0
78	MEDICINE CABINET	4/05/03	170	0	0
79	DRESSER	8/06/03	230	0	0
81	LANDSCAPING	4/10/95	515	0	0
82	PRINTER/COPIER	4/26/01	278	0	0

Asset	Description	Date In Service	Cost	State	AMT
83	DELL COMPUTER	1/15/01	1,104	0	0
84	COMPUTER/MONITOR	11/22/02	352	0	0
85	DRAWER FILE CABINET	4/03/01	180	0	0
86	OFFICE EQUIPMENT	5/18/01	700	0	0
87	HP PRINTER	9/28/01	320	0	0
88	FAX MACHINE	10/25/01	325	0	0
89	PHONE SYSTEM	3/04/02	2,923	0	0
90	2 DELL COMPUTERS & MONITORS	3/06/02	2,744	0	0
91	REFRIGERATOR	5/01/02	260	0	0
92	COMPUTER & MONITOR	5/15/02	550	0	0
93	PRINTER/FAX/SCAN/COPY	5/30/01	600	0	0
94	PHONE FOR PHONE SYSTEM	11/02/02	225	0	0
95	BUILDING	2/20/03	139,900	3,587	3,587
96	FENCE AND YARD SUPPLIES	11/27/02	1,875	0	0
97	FIRE ALARM SYSTEM	12/19/02	3,625	0	0
98	SOD	1/13/02	164	11	11
99	DRESSER W/ MIRROR	4/03/01	800	0	0
102	CT COMPUTER	8/05/02	400	0	0
103	PRINTER	9/25/02	940	0	0
104	COMPUTER CABLE	5/18/94	32	0	0
105	2 PRINTERS	5/16/94	767	0	0
106	WHITE WASH MOBILE FILE	5/13/94	75	0	0
108	486/40 MHZ COMPUTER SYS	5/09/94	2,132	0	0
109	LANDSCAPING	4/05/95	275	0	0
110	FLOWERS AND SHRUBS	4/04/95	690	0	0
111	MATTRESS	6/29/02	658	0	0
112	MATTRESS	6/27/02	639	0	0
113	GARAGE DOOR	8/05/02	735	0	0
114	OFFICE FURNITURE	9/30/02	149	0	0
115	WHITE HOTPOINT REFR	7/22/97	225	0	0
116	GOLD STAR VCR	4/08/94	110	0	0
117	ARTWORK/PICTURES	4/25/94	357	0	0
118	WATER SOFTENER SYSTEM	1/15/94	2,639	0	0
119	SECRETARY CHAIR	5/12/94	32	0	0
120	COMPUTER DESK	5/13/94	128	0	0
122	COMPUTER WORKCENTER	5/13/94	191	0	0
123	GAS LIFT TYPIST CHAIR	5/13/94	85	0	0
125	ARTWORK (FRAMED)	5/15/94	327	0	0
126	FURNITURE	12/26/94	600	0	0
133	USED COMPUTER CABINET	2/17/97	175	0	0
134	NEW COMPUTER CABINET	2/17/97	225	0	0
135	FURN & FIXTURES	8/09/98	350	0	0
136	FURN & FIXTURES	8/23/98	490	0	0
151	COMPUTER	5/27/04	973	0	0
152	COMPUTER	5/27/04	973	0	0
153	COMPUTER	5/27/04	973	0	0
154	COMPUTER	5/27/04	973	0	0
155	COMPUTER	5/27/04	973	0	0
156	DISHWASHER	9/30/04	299	0	0
159	WASHER	9/30/04	403	0	0
161	OLSON LANE	11/28/04	95,000	2,436	2,436
162	OLSON LANE	11/29/04	27,500	705	705
164	PROPERTY IMPROVEMENT	1/19/05	21,401	549	549
165	VAN-2006 Dodge Caravan	9/29/06	38,900	2,232	2,969
166	LAPTOP COMPUTER	7/25/06	1,500	0	0
167	LAPTOP COMPUTER-Fund R.	7/25/06	1,000	0	0
168	FILE CABINET	6/21/06	118	0	0
169	TELEVISION	4/21/06	75	0	0
170	LASER PRINTER	4/04/06	670	0	0
171	STOVE	4/01/06	356	0	0
172	TELEVISION	4/01/06	250	0	0
174	COMPUTER	3/06/06	1,192	0	0
175	RANGE	3/03/06	390	0	0
176	KITCHEN CHAIRS	2/04/06	171	0	0
177	DISHWASHER	1/09/06	297	0	0
178	BUILDING IMPROVEMENT	9/30/06	104,000	2,667	2,667
179	TELEPHONE	1/16/07	240	0	0
180	DRYER	3/20/07	245	0	0
181	DISHWASHER	3/20/07	350	0	0
182	DRYER	3/20/07	278	0	0
183	FILE CABINET - BEHAVIOR	4/24/07	134	0	0

Asset	Description	Date In Service	Cost	State	AMT
184	2 SOFAS, 2 END TABLES	5/11/07	1,950	0	0
185	RANGE	5/11/07	336	0	0
186	WASHER	5/11/07	510	0	0
187	2 MONACH CHAIRS	6/20/07	158	0	0
188	REFRIGERATOR - CAMP	7/20/07	358	0	0
189	DISHWATER	7/20/07	497	0	0
190	TABLE & CHAIR	8/01/07	183	0	0
191	CABINET	9/13/07	250	0	0
192	AIR CONDITION	9/25/07	112	0	0
193	FILING CABINET - ADT	9/29/07	270	0	0
194	RADIATOR	9/25/07	74	0	0
195	MATTRESS FOR AUTUMN	8/08/07	230	0	0
196	MATTRESS FOR DWIGHT	5/08/07	230	0	0
197	MATTRESS FOR TRAVIS	5/08/07	230	0	0
202	LAPTOP COMPUTER	12/18/07	564	0	0
203	LAPTOP COMPUTER	12/18/07	564	0	0
204	40 GALLON HEATER	3/28/08	845	0	0
205	DRESSER - IVEY GOFF	10/01/07	481	0	0
206	6 KITCHEN CHAIRS	10/25/07	310	0	0
207	DISHWASHER	11/05/07	436	0	0
208	2 KITCHEN CHAIRS	11/09/07	178	0	0
209	6 CHAIRS AND TABLE	1/10/08	400	0	0
210	2 BENCHES FOR TABLE	3/10/08	268	0	0
211	2 DISPLAY SPEAKER PHONE	3/12/08	390	0	0
212	MD RANGE	3/26/08	387	0	0
213	EXERCISE MAT FOR CAMP	5/26/08	316	0	0
214	WHEEL CHAIR	6/09/08	137	0	0
215	DISHWASHER	6/26/08	124	0	0
216	GENERATOR	9/03/08	400	0	0
217	GENERATOR	9/03/08	400	0	0
218	IMPROVEMENT	3/28/08	845	56	74
219	IMPROVEMENT	6/11/08	512	33	45
220	IMPROVEMENT	6/13/08	800	53	70
221	IMPROVEMENT	6/25/08	250	16	21
222	IMPROVEMENT	6/26/08	171	11	15
223	IMPROVEMENT	7/07/08	5,700	374	497
224	2006 DODGE GRAND CARAVAN	6/18/08	35,214	0	0
225	BROTHER PRINTER	9/04/08	180	0	0
226	Improvement - Builder Care Donated	9/30/08	70,120	3,126	3,126
227	Improvement - Builder Care Donated	9/30/08	1,000	45	45
229	FURNITURE	10/26/08	122	3	4
230	FURNITURE	10/26/08	179	4	5
231	FURNITURE	6/11/09	395	9	12
232	FURNITURE	6/11/09	395	9	12
233	FURNITURE	6/11/09	290	6	9
234	FURNITURE	6/11/09	341	8	10
235	FURNITURE	6/11/09	530	12	16
236	FURNITURE	8/26/09	558	13	17
237	EQUIPMENT - MISC	10/30/08	189	4	6
238	EQUIPMENT-MISC	3/31/09	208	5	6
239	EQUIPMENT - MISC	4/25/09	226	5	7
242	EQUIPMENT-Fund R.	10/09/08	150	3	5
243	IMPROVEMENTS-septic tank	3/05/09	500	16	21
244	SEPTIC	6/08/09	10,000	328	437
245	IMPROVEMENT	1/01/09	17,305	567	757
246	IMPROVEMENT-septic tank	1/01/09	5,000	163	219
247	TOILET & RAILS	1/20/10	313	10	14
248	WINDOWS	1/28/10	267	8	8
249	TILE FLOORS	4/18/10	240	7	7
250	A/C Thermostat	4/26/10	345	11	11
251	A/C CIRCUIT BD.	6/28/10	233	7	7
252	WATER VALVE	7/11/10	140	5	5
253	A/C CAPACITOR	8/23/10	138	4	4
254	A/C THERMOSTAT	9/11/10	366	0	0
255	WASHER	12/21/09	400	0	0
256	DRYER	1/26/10	330	0	0
257	SHOWER BED	3/26/10	817	0	0
258	SHOWER BED	4/12/10	115	0	0
259	REFRIGERATOR	7/26/10	1,450	0	0
260	REFRIGERATOR	8/26/10	525	0	0
261	TABLE & CHAIRS	9/14/10	175	0	0

Asset	Description	Date In Service	Cost	State	AMT
263	MATTRESS	11/16/10	0	0	0
264	BED	11/26/10	0	0	0
265	TV	3/26/11	0	0	0
266	SOFA & LOVESEAT	4/26/11	0	0	0
267	PORTABLE MATS-behavior	4/26/11	0	0	0
268	REFRIGERATOR	7/08/11	0	0	0
269	SHOWER MATTRESS	5/26/11	0	0	0
270	REFRIGERATOR	7/01/11	0	0	0
272	LAPTOP	7/12/11	0	0	0
273	COMPUTER-Admin	8/12/11	0	0	0
274	COMPUTER	9/13/11	0	0	0
275	2005 TOYOTA SIENNA-ADT	10/15/10	0	0	246
276	2005 TOYOTA SIENNA	9/26/11	0	0	1,500
277	SOFA & CHAIR-donated	10/01/10	0	0	0
282	2004 Toyota Sienna	2/22/12	13,149	1,515	2,191
283	2004 Toyota Sienna	5/25/12	11,681	1,346	1,946
288	Large Pacer for ADT	4/14/14	1,860	162	139
289	Onsite Defibrillator - ADT	5/22/14	1,143	100	86
290	Van	6/01/14	4,000	384	357
298	5 Computer Work Stations-ADT	9/12/14	1,000	96	89
299	Computer with software	9/05/14	200	19	17
300	Computer with software	9/05/14	200	19	17
301	Computer with software	9/05/14	200	19	17
302	Computer with software	9/05/14	200	19	17
303	Computer with software	9/05/14	400	38	36
304	Computer with software-ADT	9/05/14	800	77	71
305	Washer, dryer, & dishwasher	6/01/14	2,186	191	164
306	Scale for Hoyer Lift	6/26/15	1,182	150	116
307	Utility Trailer	7/07/15	1,500	206	157
308	Defibrillator Unit	9/22/15	1,057	146	111
309	Defibrillator Unit	9/22/15	1,057	146	111
310	Defibrillator Unit	9/22/15	1,057	146	111
311	2008 Toyota Van-Transportation	7/16/15	18,000	6,840	5,198
312	Dex Imaging Copier	9/12/15	12,262	2,330	1,771
			<u>1,099,851</u>	<u>40,700</u>	<u>42,343</u>

Other Depreciation:

12	LAND	8/31/95	25,000	0	0
58	LAND	5/01/01	25,000	0	0
80	LAND	3/03/95	10,000	0	0
160	OLSON LANE	11/28/04	15,000	0	0
262	IMPROVEMENTS-CDBG	8/08/11	0	0	1,075
278	IMPROVEMENTS-CDBG	8/08/11	0	0	938
279	IMPROVEMENTS-CDBG	8/08/11	0	0	564
280	IMPROVEMENTS-CDBG	8/08/11	0	0	1,920
281	IMPROVEMENTS-CDBG	8/08/11	0	0	260
284	Phillip's Highway Building	9/01/13	471,359	12,087	0
285	Land - Phillips Highway	9/01/13	158,641	0	0
286	Improvements - Phillips Highway	9/01/13	75,939	1,947	0
291	Loan Closing Costs - GC	12/12/13	3,902	130	0
292	Improvements - Grassey Cay	6/01/14	39,576	1,015	0
293	Land - Grassey Cay	6/01/14	65,000	0	0
294	House - Grassey Cay	6/01/14	155,000	3,975	0
295	JEA Pump Station	1/21/14	2,787	72	0
296	Sewer - Phillips Pkwy	9/17/14	65,913	1,690	0
297	Two window replacements	1/24/14	1,140	29	0
	Total Other Depreciation		<u>1,114,257</u>	<u>20,945</u>	<u>4,757</u>
	Total ACRS and Other Depreciation		<u>1,114,257</u>	<u>20,945</u>	<u>4,757</u>

Amortization:

287	Loan Closing Costs	5/25/13	11,473	574	0
-----	--------------------	---------	--------	-----	---

Future Depreciation Report **FYE: 9/30/16**

Form 990, Page 1

<u>Asset</u>	<u>Description</u>	<u>Date In Service</u>	<u>Cost</u>	<u>State</u>	<u>AMT</u>
			<u>11,473</u>	<u>574</u>	<u>0</u>
	Grand Totals		<u>2,225,581</u>	<u>62,219</u>	<u>47,100</u>

Asset	Description	Date In Service	Cost	FL
Prior MACRS:				
1	BUILDING	8/31/95	120,900	3,100
2	CABINET DRAWER	11/19/96	1,598	41
3	ROOF	9/01/98	5,000	181
4	CARPET	9/01/98	1,398	0
5	SEPTIC TANK SYSTEM	10/12/00	11,662	345
6	HOT WATER HEATER	4/29/99	547	0
7	VCR	5/31/01	85	0
8	TABLE	11/15/01	150	0
9	VCR	10/16/01	55	0
10	AIR CONDITIONING UNIT	4/01/02	1,400	0
13	DRAWER FILE CABINET	4/03/01	180	0
14	DELL COMPUTER	1/15/01	1,104	0
15	PRINTER/FAX/SCAN/COPY	8/13/03	199	0
16	1998 FORD E-350 VAN	6/30/99	23,903	0
17	WHEELCHAIR LIFT & INSTALLATION	9/06/01	1,800	0
22	MATTRESS SETS	2/03/03	1,204	0
23	DRESSERS	2/20/03	244	0
24	MEDICINE CABINET	1/08/03	158	0
25	BUILDING	5/01/01	109,359	3,977
26	LEATHER SOFA & LST	4/03/01	2,445	0
27	HEADBOARD	4/03/01	250	0
28	HEADBOARD	4/03/01	250	0
29	LINGERIE CHEST	4/03/01	550	0
30	NIGHT STAND	4/03/01	250	0
31	MATTRESS & FOUNDATION	4/03/01	300	0
32	MATTRESS & FOUNDATION	4/03/01	300	0
33	BEDROOM SETUP	4/03/01	1,170	0
34	MATTRESS& FOUNDATION	4/03/01	300	0
35	BOOKCASE HDBD	4/03/01	250	0
36	NIGHTSTAND	4/03/01	120	0
37	DRESSER	4/03/01	350	0
38	HEADBOARD	4/03/01	400	0
39	DESK/HUTCH	4/03/01	600	0
40	DESK CHAIR	4/03/01	100	0
41	MATTRESS & FOUNDATION	4/03/01	300	0
42	MIRROR	4/03/01	180	0
43	DRAWER CHEST	4/03/01	600	0
44	LINGERIE CHEST	4/03/01	550	0
45	MATTRESS & FOUNDATION	4/03/01	300	0
47	DESK/FILE CABINET	5/18/01	1,322	0
48	ENTERTAINMENT CENTER	5/18/01	899	0
50	FREEZER	5/18/01	442	0
52	ELECTRIC RANGE	5/18/01	485	0
54	KITCHEN APPLIANCE	6/11/01	120	0
55	VCR	7/11/01	58	0
56	DINING ROOM CHAIRS	4/17/03	130	0
57	MATTRESS	6/30/03	263	0
59	PRINTER/COPIER/FAX	5/30/01	600	0
60	FILE CABINET	5/17/01	180	0
61	OFFICE EQUIPMENT	5/24/01	160	0
62	OFFICE EQUIPMENT	5/31/01	80	0
64	COMPUTER/MONITOR	3/06/02	1,372	0
66	BUILDING	3/03/95	76,600	1,964
67	IMPROVEMENTS	3/03/95	1,359	35
68	WOODEN FENCE & INSTALLATION	1/02/97	930	0
69	STEEL GARAGE DOOR	2/12/97	574	0
70	CARPET	6/10/97	1,000	0
71	LEATHER SOFA/LVST	4/03/01	2,795	0
73	BEDROOM FURNITURE	8/27/01	2,040	0
74	WASHER	11/01/01	400	0
75	FIRE ALARM SYSTEM	3/07/02	1,825	0
76	AIR CONDITIONING UNIT	3/13/02	2,800	0
77	MEDICINE CABINET	4/10/02	250	0
78	MEDICINE CABINET	4/05/03	170	0
79	DRESSER	8/06/03	230	0
81	LANDSCAPING	4/10/95	515	0
82	PRINTER/COPIER	4/26/01	278	0

Asset	Description	Date In Service	Cost	FL
83	DELL COMPUTER	1/15/01	1,104	0
84	COMPUTER/MONITOR	11/22/02	352	0
85	DRAWER FILE CABINET	4/03/01	180	0
86	OFFICE EQUIPMENT	5/18/01	700	0
87	HP PRINTER	9/28/01	320	0
88	FAX MACHINE	10/25/01	325	0
89	PHONE SYSTEM	3/04/02	2,923	0
90	2 DELL COMPUTERS & MONITORS	3/06/02	2,744	0
91	REFRIGERATOR	5/01/02	260	0
92	COMPUTER & MONITOR	5/15/02	550	0
93	PRINTER/FAX/SCAN/COPY	5/30/01	600	0
94	PHONE FOR PHONE SYSTEM	11/02/02	225	0
95	BUILDING	2/20/03	139,900	3,587
96	FENCE AND YARD SUPPLIES	11/27/02	1,875	0
97	FIRE ALARM SYSTEM	12/19/02	3,625	0
98	SOD	1/13/02	164	6
99	DRESSER W/ MIRROR	4/03/01	800	0
102	CT COMPUTER	8/05/02	400	0
103	PRINTER	9/25/02	940	0
104	COMPUTER CABLE	5/18/94	32	0
105	2 PRINTERS	5/16/94	767	0
106	WHITE WASH MOBILE FILE	5/13/94	75	0
108	486/40 MHZ COMPUTER SYS	5/09/94	2,132	0
109	LANDSCAPING	4/05/95	275	0
110	FLOWERS AND SHRUBS	4/04/95	690	0
111	MATTRESS	6/29/02	658	0
112	MATTRESS	6/27/02	639	0
113	GARAGE DOOR	8/05/02	735	0
114	OFFICE FURNITURE	9/30/02	149	0
115	WHITE HOTPOINT REFR	7/22/97	225	0
116	GOLD STAR VCR	4/08/94	110	0
117	ARTWORK/PICTURES	4/25/94	357	0
118	WATER SOFTENER SYSTEM	1/15/94	2,639	0
119	SECRETARY CHAIR	5/12/94	32	0
120	COMPUTER DESK	5/13/94	128	0
122	COMPUTER WORKCENTER	5/13/94	191	0
123	GAS LIFT TYPIST CHAIR	5/13/94	85	0
125	ARTWORK (FRAMED)	5/15/94	327	0
126	FURNITURE	12/26/94	600	0
133	USED COMPUTER CABINET	2/17/97	175	0
134	NEW COMPUTER CABINET	2/17/97	225	0
135	FURN & FIXTURES	8/09/98	350	0
136	FURN & FIXTURES	8/23/98	490	0
151	COMPUTER	5/27/04	973	0
152	COMPUTER	5/27/04	973	0
153	COMPUTER	5/27/04	973	0
154	COMPUTER	5/27/04	973	0
155	COMPUTER	5/27/04	973	0
156	DISHWASHER	9/30/04	299	0
159	WASHER	9/30/04	403	0
161	OLSON LANE	11/28/04	95,000	2,436
162	OLSON LANE	11/29/04	27,500	705
164	PROPERTY IMPROVEMENT	1/19/05	21,401	549
165	VAN-2006 Dodge Caravan	9/29/06	38,900	2,232
166	LAPTOP COMPUTER	7/25/06	1,500	0
167	LAPTOP COMPUTER-Fund R.	7/25/06	1,000	0
168	FILE CABINET	6/21/06	118	0
169	TELEVISION	4/21/06	75	0
170	LASER PRINTER	4/04/06	670	0
171	STOVE	4/01/06	356	0
172	TELEVISION	4/01/06	250	0
174	COMPUTER	3/06/06	1,192	0
175	RANGE	3/03/06	390	0
176	KITCHEN CHAIRS	2/04/06	171	0
177	DISHWASHER	1/09/06	297	0
178	BUILDING IMPROVEMENT	9/30/06	104,000	2,667
179	TELEPHONE	1/16/07	240	0
180	DRYER	3/20/07	245	0
181	DISHWASHER	3/20/07	350	0
182	DRYER	3/20/07	278	0
183	FILE CABINET - BEHAVIOR	4/24/07	134	0

Asset	Description	Date In Service	Cost	FL
184	2 SOFAS, 2 END TABLES	5/11/07	1,950	0
185	RANGE	5/11/07	336	0
186	WASHER	5/11/07	510	0
187	2 MONACH CHAIRS	6/20/07	158	0
188	REFRIGERATOR - CAMP	7/20/07	358	0
189	DISHWATER	7/20/07	497	0
190	TABLE & CHAIR	8/01/07	183	0
191	CABINET	9/13/07	250	0
192	AIR CONDITION	9/25/07	112	0
193	FILING CABINET - ADT	9/29/07	270	0
194	RADIATOR	9/25/07	74	0
195	MATTRESS FOR AUTUMN	8/08/07	230	0
196	MATTRESS FOR DWIGHT	5/08/07	230	0
197	MATTRESS FOR TRAVIS	5/08/07	230	0
202	LAPTOP COMPUTER	12/18/07	564	0
203	LAPTOP COMPUTER	12/18/07	564	0
204	40 GALLON HEATER	3/28/08	845	0
205	DRESSER - IVEY GOFF	10/01/07	481	0
206	6 KITCHEN CHAIRS	10/25/07	310	0
207	DISHWASHER	11/05/07	436	0
208	2 KITCHEN CHAIRS	11/09/07	178	0
209	6 CHAIRS AND TABLE	1/10/08	400	0
210	2 BENCHES FOR TABLE	3/10/08	268	0
211	2 DISPLAY SPEAKER PHONE	3/12/08	390	0
212	MD RANGE	3/26/08	387	0
213	EXERCISE MAT FOR CAMP	5/26/08	316	0
214	WHEEL CHAIR	6/09/08	137	0
215	DISHWASHER	6/26/08	124	0
216	GENERATOR	9/03/08	400	0
217	GENERATOR	9/03/08	400	0
218	IMPROVEMENT	3/28/08	845	56
219	IMPROVEMENT	6/11/08	512	33
220	IMPROVEMENT	6/13/08	800	53
221	IMPROVEMENT	6/25/08	250	16
222	IMPROVEMENT	6/26/08	171	11
223	IMPROVEMENT	7/07/08	5,700	374
224	2006 DODGE GRAND CARAVAN	6/18/08	35,214	0
225	BROTHER PRINTER	9/04/08	180	0
226	Improvement - Builder Care Donated	9/30/08	70,120	3,126
227	Improvement - Builder Care Donated	9/30/08	1,000	45
229	FURNITURE	10/26/08	122	3
230	FURNITURE	10/26/08	179	4
231	FURNITURE	6/11/09	395	9
232	FURNITURE	6/11/09	395	9
233	FURNITURE	6/11/09	290	6
234	FURNITURE	6/11/09	341	8
235	FURNITURE	6/11/09	530	12
236	FURNITURE	8/26/09	558	13
237	EQUIPMENT - MISC	10/30/08	189	4
238	EQUIPMENT-MISC	3/31/09	208	5
239	EQUIPMENT - MISC	4/25/09	226	5
242	EQUIPMENT-Fund R.	10/09/08	150	3
243	IMPROVEMENTS-septic tank	3/05/09	500	16
244	SEPTIC	6/08/09	10,000	328
245	IMPROVEMENT	1/01/09	17,305	567
246	IMPROVEMENT-septic tank	1/01/09	5,000	163
247	TOILET & RAILS	1/20/10	313	10
248	WINDOWS	1/28/10	267	8
249	TILE FLOORS	4/18/10	240	7
250	A/C Thermostat	4/26/10	345	11
251	A/C CIRCUIT BD.	6/28/10	233	7
252	WATER VALVE	7/11/10	140	5
253	A/C CAPACITOR	8/23/10	138	4
254	A/C THERMOSTAT	9/11/10	366	0
255	WASHER	12/21/09	400	0
256	DRYER	1/26/10	330	0
257	SHOWER BED	3/26/10	817	0
258	SHOWER BED	4/12/10	115	0
259	REFRIGERATOR	7/26/10	1,450	0
260	REFRIGERATOR	8/26/10	525	0
261	TABLE & CHAIRS	9/14/10	175	0

Asset	Description	Date In Service	Cost	FL
263	MATTRESS	11/16/10	0	0
264	BED	11/26/10	0	0
265	TV	3/26/11	0	0
266	SOFA & LOVESEAT	4/26/11	0	0
267	PORTABLE MATS-behavior	4/26/11	0	0
268	REFRIGERATOR	7/08/11	0	0
269	SHOWER MATTRESS	5/26/11	0	0
270	REFRIGERATOR	7/01/11	0	0
272	LAPTOP	7/12/11	0	0
273	COMPUTER-Admin	8/12/11	0	0
274	COMPUTER	9/13/11	0	0
275	2005 TOYOTA SIENNA-ADT	10/15/10	0	0
276	2005 TOYOTA SIENNA	9/26/11	0	0
277	SOFA & CHAIR-donated	10/01/10	0	0
282	2004 Toyota Sienna	2/22/12	13,149	1,515
283	2004 Toyota Sienna	5/25/12	11,681	1,346
288	Large Pacer for ADT	4/14/14	1,860	162
289	Onsite Defibrillator - ADT	5/22/14	1,143	100
290	Van	6/01/14	4,000	384
298	5 Computer Work Statons-ADT	9/12/14	1,000	96
299	Computer with software	9/05/14	200	19
300	Computer with software	9/05/14	200	19
301	Computer with software	9/05/14	200	19
302	Computer with software	9/05/14	200	19
303	Computer with software	9/05/14	400	38
304	Computer with software-ADT	9/05/14	800	77
305	Washer, dryer, & dishwasher	6/01/14	2,186	191
306	Scale for Hoyer Lift	6/26/15	1,182	150
307	Utility Trailer	7/07/15	1,500	206
308	Defibrillator Unit	9/22/15	1,057	146
309	Defibrillator Unit	9/22/15	1,057	146
310	Defibrillator Unit	9/22/15	1,057	146
311	2008 Toyota Van-Transportation	7/16/15	18,000	6,840
312	Dex Imaging Copier	9/12/15	12,262	2,330
			<u>1,099,851</u>	<u>40,695</u>

Other Depreciation:

12	LAND	8/31/95	25,000	0
58	LAND	5/01/01	25,000	0
80	LAND	3/03/95	10,000	0
160	OLSON LANE	11/28/04	15,000	0
262	IMPROVEMENTS-CDBG	8/08/11	0	0
278	IMPROVEMENTS-CDBG	8/08/11	0	0
279	IMPROVEMENTS-CDBG	8/08/11	0	0
280	IMPROVEMENTS-CDBG	8/08/11	0	0
281	IMPROVEMENTS-CDBG	8/08/11	0	0
284	Phillip's Highway Building	9/01/13	471,359	12,087
285	Land - Phillips Highway	9/01/13	158,641	0
286	Improvements - Phillips Highway	9/01/13	75,939	1,947
291	Loan Closing Costs - GC	12/12/13	3,902	195
292	Improvements - Grassey Cay	6/01/14	39,576	1,015
293	Land - Grassey Cay	6/01/14	65,000	0
294	House - Grassey Cay	6/01/14	155,000	3,975
295	JEA Pump Station	1/21/14	2,787	72
296	Sewer - Phillips Pkwy	9/17/14	65,913	1,690
297	Two window replacements	1/24/14	1,140	29
	Total Other Depreciation		<u>1,114,257</u>	<u>21,010</u>
	Total ACRS and Other Depreciation		<u>1,114,257</u>	<u>21,010</u>

Amortization:

287	Loan Closing Costs	5/25/13	11,473	574
-----	--------------------	---------	--------	-----

<u>Asset</u>	<u>Description</u>	<u>Date In Service</u>	<u>Cost</u>	<u>FL</u>
			<u>11,473</u>	<u>574</u>
	Grand Totals		<u>2,225,581</u>	<u>62,279</u>

Form 990	Two Year Comparison Report	2013 & 2014
For calendar year 2014, or tax year beginning 10/01/14 , ending 09/30/15		

Name **Angelwood, Inc.** Taxpayer Identification Number **59-3212078**

		2013	2014	Differences
R e v e n u e	1. Contributions, gifts, grants	1. 565,660	528,471	-37,189
	2. Membership dues and assessments	2.		
	3. Government contributions and grants	3.		
	4. Program service revenue	4. 2,359,660	2,653,713	294,053
	5. Investment income	5.		
	6. Proceeds from tax exempt bonds	6.		
	7. Net gain or (loss) from sale of assets other than inventory	7.		
	8. Net income or (loss) from fundraising events	8. -345	-110	235
	9. Net income or (loss) from gaming	9.		
	10. Net gain or (loss) on sales of inventory	10.		
	11. Other revenue	11.		
	12. Total revenue. Add lines 1 through 11	12. 2,924,975	3,182,074	257,099
E x p e n s e s	13. Grants and similar amounts paid	13.		
	14. Benefits paid to or for members	14.		
	15. Compensation of officers, directors, trustees, etc.	15.		
	16. Salaries, other compensation, and employee benefits	16. 2,260,403	2,426,015	165,612
	17. Professional fundraising fees	17.		
	18. Other professional fees	18. 33,307	47,673	14,366
	19. Occupancy, rent, utilities, and maintenance	19. 166,220	148,976	-17,244
	20. Depreciation and Depletion	20. 67,629	73,525	5,896
	21. Other expenses	21. 331,562	386,999	55,437
	22. Total expenses. Add lines 13 through 21	22. 2,859,121	3,083,188	224,067
	23. Excess or (Deficit). Subtract line 22 from line 12	23. 65,854	98,886	33,032
O t h e r I n f o r m a t i o n	24. Total exempt revenue	24. 2,924,975	3,182,074	257,099
	25. Total unrelated revenue	25.		
	26. Total excludable revenue	26. 2,359,660	2,653,713	294,053
	27. Total assets	27. 2,151,517	2,254,636	103,119
	28. Total liabilities	28. 1,051,312	1,056,089	4,777
	29. Retained earnings	29. 1,100,205	1,198,547	98,342
	30. Number of voting members of governing body	30. 18	16	
31. Number of independent voting members of governing body	31. 18	16		
32. Number of employees	32. 165	168		
33. Number of volunteers	33.			

Form **990T**

Two Year Comparison Report

2013 & 2014

For calendar year 2014, or tax year beginning **10/01/14**, ending **09/30/15**

Name

Taxpayer Identification Number

Angelwood, Inc.

59-3212078

		2013	2014	Differences	
Revenue	1. Gross profit/loss on business activities	1.			
	2. Capital gains/losses	2.			
	3. Income/loss from partnerships and S corporations	3.			
	4. Rental income (net of expense)	4.			
	5. Unrelated debt-financed income (net of expense)	5.			
	6. Interest, and other income from controlled organizations (net of expense)	6.			
	7. Investment income of specific organizations (net of expense)	7.			
	8. Exploited exempt activity income (net of expense)	8.			
	9. Advertising income (net of expense)	9.			
	10. Other income	10.			
	11. Total trade or business income. Combine lines 1 through 10	11.			
Expenses	12. Compensation of officers, directors, and trustees	12.			
	13. Other salaries and wages	13.			
	14. Repairs and maintenance	14.			
	15. Bad debts	15.			
	16. Interest	16.			
	17. Taxes and licenses	17.			
	18. Charitable contributions	18.			
	19. Depreciation and Depletion	19.			
	20. Contributions to deferred compensation plans	20.			
	21. Employee benefit programs	21.			
	22. Other deductions	22.			
	23. Total deductions. Add lines 12 through 22	23.			
	24. Taxable income before NOL. Subtract line 23 from 11	24.			
	25. Net operating loss deduction	25.			
	26. Specific deduction	26.	1,000		-1,000
	27. Unrelated business taxable income.	27.	-1,000		1,000
	Tax & Credits	28. Income tax (corporate or trust)	28.		
29. Proxy tax		29.			
30. Alternative minimum tax		30.			
31. Total taxes		31.			
32. Other credits		32.			
33. General business credit		33.			
34. Credit for prior year minimum tax		34.			
35. Total credits		35.			
36. Net tax after credits		36.			
37. Recapture taxes		37.			
38. Total Taxes	38.				
Due/Refund	39. Prior year overpayment and estimated tax payments	39.			
	40. Payment made with extension	40.			
	41. Backup withholding and foreign withholding	41.			
	42. Other payments	42.			
	43. Total payments	43.			
	44. Balance due/(Overpayment)	44.			
	45. Overpayment applied to next year	45.			
	46. Penalties	46.			
	47. Total due/(Refund)	47.			

Form 990	Tax Return History	2014
-----------------	---------------------------	-------------

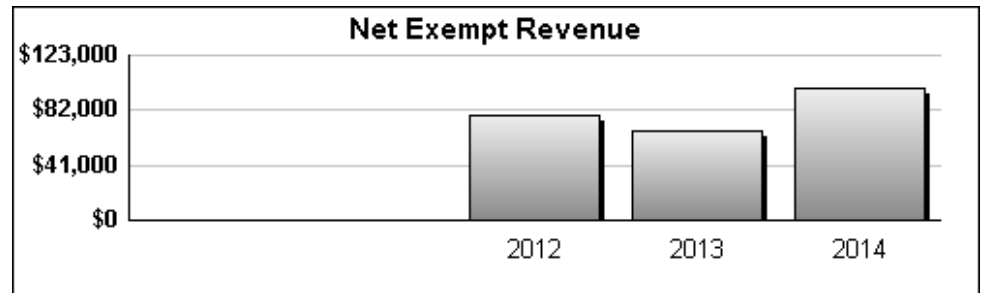
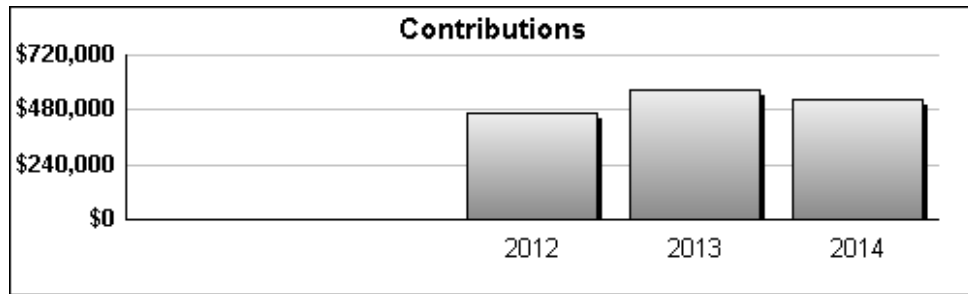
Name Angelwood, Inc.	Employer Identification Number 59-3212078
--------------------------------	---

	2010	2011	2012	2013	2014	2015
Contributions, gifts, grants			468,462	565,660	528,471	
Membership dues						
Program service revenue			2,171,925	2,359,660	2,653,713	
Capital gain or loss						
Investment income						
Fundraising revenue (income/loss)				-345	-110	
Gaming revenue (income/loss)						
Other revenue						
Total revenue			2,640,387	2,924,975	3,182,074	
Grants and similar amounts paid						
Benefits paid to or for members						
Compensation of officers, etc.						
Other compensation			2,070,964	2,260,403	2,426,015	
Professional fees				33,307	47,673	
Occupancy costs			144,489	166,220	148,976	
Depreciation and depletion			51,161	67,629	73,525	
Other expenses			295,403	331,562	386,999	
Total expenses			2,562,017	2,859,121	3,083,188	
Excess or (Deficit)			78,370	65,854	98,886	
Total exempt revenue			2,640,387	2,924,975	3,182,074	
Total unrelated revenue						
Total excludable revenue			2,640,387	2,359,660	2,653,713	
Total Assets			1,882,890	2,151,517	2,254,636	
Total Liabilities			845,738	1,051,312	1,056,089	
Net Fund Balances			1,037,152	1,100,205	1,198,547	

Form 990T	Tax Return History	2014
------------------	---------------------------	-------------

Name Angelwood, Inc.	Employer Identification Number 59-3212078
--------------------------------	---

	2010	2011	2012	2013	2014	2015
Business activity profit/loss						
Capital gains/losses						
Partner and S Corp gain/loss						
Rental income*						
Debt-financed income*						
Controlled organizations income/interest*						
Investment income, specific organizations*						
Exploited exempt activity income*						
Other income						
Total trade or business income.						
Compensation of officers, ect.						
Other salaries and wages						
Repairs and maintenance						
Bad debts						
Interest						
Taxes and licenses						
Charitable contributions						
Depreciation and Depletion						
Deferred compensation plans						
Employee benefit programs						


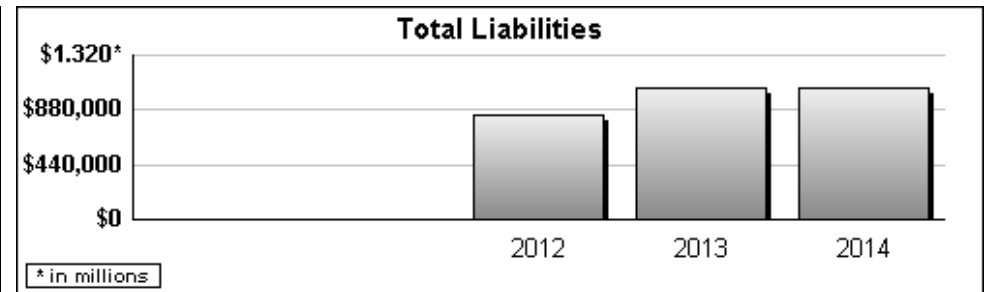
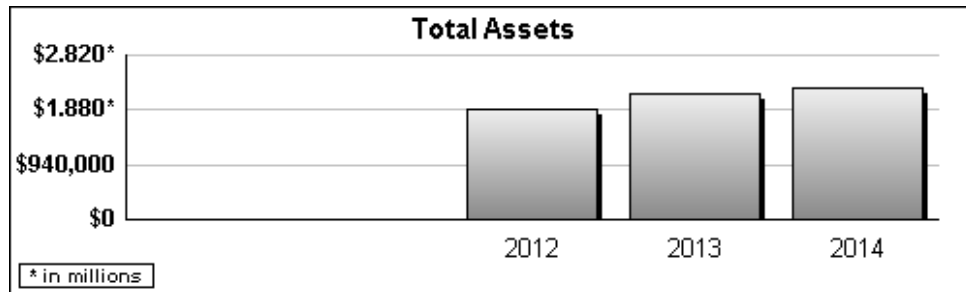


Form 990T	Tax Return History	2014
------------------	---------------------------	-------------

Name Angelwood, Inc.	Employer Identification Number 59-3212078
--------------------------------	---

	2010	2011	2012	2013	2014	2015
Other deductions						
Net operating loss deduction						
Specific deduction			1,000	1,000		
Income after expense and deductions			-1,000	-1,000		
Income tax (corporate or trust)						
Other taxes						
Total taxes						
General business credit						
Other credits						
Net tax after credits						
Estimated tax payments						
Other payments						
Balance due/Overpayment						

* Income shown net of expenses



Federal Statements

Form 990, Part IX, Line 11g - Other Fees for Service (Non-employee)

Description	Total Expenses	Program Service	Management & General	Fund Raising
Payroll Processing	\$ 22,039	\$ 22,039	\$	\$
Consulting	8,093	7,823		270
Contracted nursing	5,859	5,859		
Background Testing	6,107	6,107		
Total	<u>\$ 42,098</u>	<u>\$ 41,828</u>	<u>\$ 0</u>	<u>\$ 270</u>

Form 990, Part IX, Line 24e - All Other Expenses

Description	Total Expenses	Program Service	Management & General	Fund Raising
Equipment lease	\$ 7,307	\$	\$ 7,299	\$ 8
Equipment & furniture	5,429	5,170	220	39
Postage	3,422	2,649	34	739
Bank service charges	3,211	12	342	2,857
Charges & fees	47			47
Total	<u>\$ 19,416</u>	<u>\$ 7,831</u>	<u>\$ 7,895</u>	<u>\$ 3,690</u>

Federal Statements

Schedule A, Part II, Line 1(e)

Description	Amount
THOMAS KIRBO CHARITABLE TRUST	\$
Cash Contribution	12,000
PILOT CORPORATION OF AMERICA	
Cash Contribution	15,000
FLORIDA BLUE	
Cash Contribution	5,000
UNITED WAY OF NORTHEAST FLORIDA	
Cash Contribution	12,371
JOHN & PATRICIA RUTHERFORD	
Cash Contribution	12,500
ANGELA COX	
Cash Contribution	8,586
FANNY LANDWIRTH FOUNDATION, INC.	
Cash Contribution	10,000
JACKSONVILLE AUTOMOBILE DEALERS	
Cash Contribution	8,000
TRI-STATE RAIL SERVICES, INC.	
Cash Contribution	5,000
RJ CORMAN RAILROAD GROUP	
Cash Contribution	5,000
HOLLAND & KNIGHT	
Cash Contribution	5,000
CAVAN FAMILY FOUNDATION	
Cash Contribution	47,000
EDNA SPROULL WILLIAMS FOUNDATION	
Cash Contribution	15,000
MCKENDREE'S PLUMBING & HEATING, INC.	
Cash Contribution	5,000
ARCELOR MITTAL	
Cash Contribution	5,000
ENHANCED RECOVERY COMPANY, LLC	
Cash Contribution	6,105
GEORGETOWN RAIL EQUIPMENT COMPANY	
Cash Contribution	10,000
HERZOG RAILROAD SERVICE, INC.	
Cash Contribution	6,000
LORAM MAINTENANCE OF WAY, INC	
Cash Contribution	5,000

Federal Statements

Schedule A, Part II, Line 1(e) (continued)

Description	Amount
RELIANCE SUPPLY, INC Cash Contribution	\$ 10,000
ROBERT WILLIS Cash Contribution	7,612
TRI-STATE TRANSFER & SALVAGE Cash Contribution	5,000
VILMA CONSUEGRA Cash Contribution	5,000
VORST PAVING, INC Cash Contribution	5,000
WAHBY FINANCIAL GROUP Cash Contribution	5,200
FUNDRAISING Cash Contribution	270,372
	<u>22,725</u>
Total	<u>\$ 528,471</u>

Schedule A, Part II, Line 12

Description	Amount
Medicaid Revenue	\$ 2,338,668
Vocational Rehabilitation	21,790
Client Fees	286,641
Other Revenue	6,614
Tricare	
FUNDRAISING	
Total	<u>\$ 2,653,713</u>